




2011

David Geffen School of Medicine

Diversity Statistics



UCLA

UNIVERSITY OF CALIFORNIA DIVERSITY STATEMENT

**RECOMMENDED TO THE UNIVERSITY OF CALIFORNIA BY
THE ACADEMIC SENATE OF THE UNIVERSITY OF CALIFORNIA**

Adopted by the Assembly of the Academic Senate May 10, 2006

Endorsed by the President of the University of California June 30, 2006

Adopted as Amended by the Assembly of the Academic Senate April 22, 2009

Endorsed as Amended by the President of the University of California August 17, 2010

The diversity of the people of California has been the source of innovative ideas and creative accomplishments throughout the state's history into the present. Diversity – a defining feature of California's past, present, and future – refers to the variety of personal experiences, values, and worldviews that arise from differences of culture and circumstance. Such differences include race, ethnicity, gender, age, religion, language, abilities/disabilities, sexual orientation, gender identity, socioeconomic status, and geographic region, and more.

Because the core mission of the University of California is to serve the interests of the State of California, it must seek to achieve diversity among its student bodies and among its employees. The State of California has a compelling interest in making sure that people from all backgrounds perceive that access to the University is possible for talented students, staff, and faculty from all groups. The knowledge that the University of California is open to qualified students from all groups, and thus serves all parts of the community equitably, helps sustain the social fabric of the State.

Diversity should also be integral to the University's achievement of excellence. Diversity can enhance the ability of the University to accomplish its academic mission. Diversity aims to broaden and deepen both the educational experience and the scholarly environment, as students and faculty learn to interact effectively with each other, preparing them to participate in an increasingly complex and pluralistic society. Ideas, and practices based on those ideas, can be made richer by the process of being born and nurtured in a diverse community. The pluralistic university can model a process of proposing and testing ideas through respectful, civil communication. Educational excellence that truly incorporates diversity thus can promote mutual respect and make possible the full, effective use of the talents and abilities of all to foster innovation and train future leadership.

Therefore, the University of California renews its commitment to the full realization of its historic promise to recognize and nurture merit, talent, and achievement by supporting diversity and equal opportunity in its education, services, and administration, as well as research and creative activity. The University particularly acknowledges the acute need to remove barriers to the recruitment, retention, and advancement of talented students, faculty, and staff from historically excluded populations who are currently underrepresented.

INTRODUCTION

UCLA Faculty Diversity Statistics Monograph is published annually and comprises two volumes. Volume One provides a snapshot of the regular rank faculty with respect to gender, race, and ethnicity in the schools, divisions, and departments on the UCLA campus. Volume Two concentrates on the demographic profile of the David Geffen School of Medicine.

The David Geffen School of Medicine monograph presents a current year diversity profile of the regular rank and non-regular rank faculty in five academic series: three which carry Academic Senate membership (Regular series, In-Residence series, and Clinical X series), and two which do not carry Academic Senate membership (Adjunct series and Clinical Compensated series). All of these series, however, are academic titles that require a Council of Academic Personnel (CAP) review for advancement. Because some of the faculty are located off campus, the breakdown with respect to on- and off-campus personnel is also included.

The monograph also includes availability data that provide estimated numbers of tenured and tenured-track faculty of a particular underrepresented group “available” for employment in each department. The availability estimates were based on data on current faculty in U.S. schools of medicine from the Association of American Medical Colleges. Data for the departments of Biomathematics, Human Genetics, Neurobiology, and Neurosurgery were not available for analysis during the current reporting period. The availability of a group, when compared with the actual number of faculty of that group in a department, provides a rough estimation of utilization of actual faculty.

The data presented are by academic department and represent headcounts only. Other structures such as centers and interdisciplinary programs generally draw their faculty from existing departments so they are not included here.

The data presented here, as well as additional faculty demographic data are posted on the Faculty Diversity & Development website at <http://www.faculty.diversity.ucla.edu>. Also posted on this site are additional availability data on women and minority groups for both tenured and tenured-track (entry level) positions for disciplines and sub-disciplines.

We hope you find this monograph a useful resource in assessing the ethnic and gender composition of the academic units and of the campus. Other aspects of diversity, such as family or veteran status, sexual orientation and disability, are not included in these statistics, but information and resources related to them may be found on the above-mentioned website.

Christine Littleton
Vice Provost
Diversity & Faculty Development

TABLE OF CONTENTS

SCHOOLWIDE TOTAL	1
BASIC SCIENCE DEPARTMENTS	5
Biological Chemistry	9
Biomathematics	11
Human Genetics	13
Microbiology, Immunology & Molecular Genetics	17
Molecular & Medical Pharmacology	19
Neurobiology	23
Physiology	27
CLINICAL DEPARTMENTS	29
Anesthesiology	33
Family Medicine	37
Medicine	41
Neurology.....	47
Neurosurgery	53
Obstetrics & Gynecology	59
Ophthalmology	65
Orthopedic Surgery	69
Pathology & Laboratory Medicine	75
Pediatrics	81
Psychiatry & Biobehavioral Sciences	87
Radiation Oncology	93
Radiological Sciences	97
Surgery.....	103
Urology	109

THE DAVID GEFLEN SCHOOL OF MEDICINE*

TOTAL FACULTY

	African American		Asian		Hispanic		Native American		Minority Analysis		White		Unknown		Gender Analysis		Grand Total
	F	M	F	M	F	M	F	M	F	M	F	M	F	M	F	M	
REGULAR PROFESSOR																	
#	3	4	13	43	6	18	0	0	22	65	57	226	0	0	79	291	370
	1%	1%	4%	12%	2%	5%	0%	0%	6%	18%	15%	61%	0%	0%	21%	79%	100%
PROFESSOR-IN-RESIDENCE																	
#	8	7	30	82	4	13	1	0	43	102	73	249	2	1	118	352	470
	2%	1%	6%	17%	1%	3%	0%	0%	9%	22%	16%	53%	0%	0%	25%	75%	100%
PROFESSOR OF CLINICAL (X)																	
#	2	3	4	14	1	3	0	0	7	20	22	63	0	0	29	83	112
	2%	3%	4%	13%	1%	3%	0%	0%	6%	18%	20%	56%	0%	0%	26%	74%	100%
ADJUNCT PROFESSOR																	
#	4	4	30	44	5	8	0	0	39	56	42	89	1	2	82	147	229
	2%	2%	13%	19%	2%	3%	0%	0%	17%	24%	18%	39%	0%	1%	36%	64%	100%
HEALTH SCIENCES CLINICAL PROFESSOR																	
#	22	26	178	214	31	38	0	1	231	279	307	477	22	23	560	779	1339
	2%	2%	13%	16%	2%	3%	0%	0%	17%	21%	23%	36%	2%	2%	42%	58%	100%
TOTAL LADDER AND NON-LADDER																	
#	39	44	255	397	47	80	1	1	342	522	501	1104	25	26	868	1652	2520
	2%	2%	10%	16%	2%	3%	0%	0%	14%	21%	20%	44%	1%	1%	34%	66%	100%

* Academic appointees are located both at the UCLA campus and at off-campus medical facilities which include Cedar Sinai Medical Center, East/West Parkside, Edelman Hospital, Harbor Hospital UCLA, Kaiser, Kern County Medical Center, Lancaster/Palm1, Martin Luther King/Drew Medical Center, Orthopedic Hospital, Olive View Medical Center, SAMO 15TH, SAMO 16TH, SAMO 16TH-2, SAMO 16TH-3, Santa Monica Medical Center, Ventura Medical Center, Veterans Administration Hospital-Brentwood, Sepulveda, Wadsworth, and Westwood.

THE DAVID GEFFEN SCHOOL OF MEDICINE (CONTINUED)

FACULTY - ON AND OFF CAMPUS

	African American		Asian		Hispanic		Native American		Minority Analysis		White		Unknown		Gender Analysis		Grand Total
	F	M	F	M	F	M	F	M	F	M	F	M	F	M	F	M	
REGULAR PROFESSOR																	
Prof	1	3	8	27	4	14	0	0	13	44	40	191	0	0	53	235	288
	0%	1%	3%	9%	1%	5%	0%	0%	5%	15%	14%	66%	0%	0%	18%	82%	100%
Assoc	2	1	3	8	1	2	0	0	6	11	12	22	0	0	18	33	51
	4%	2%	6%	16%	2%	4%	0%	0%	12%	22%	24%	43%	0%	0%	35%	65%	100%
Asst	0	0	2	8	1	2	0	0	3	10	5	13	0	0	8	23	31
	0%	0%	6%	26%	3%	6%	0%	0%	10%	32%	16%	42%	0%	0%	26%	74%	100%

PROFESSOR-IN-RESIDENCE																	
Prof	5	0	11	31	2	7	1	0	19	38	38	176	1	1	58	215	273
	2%	0%	4%	11%	1%	3%	0%	0%	7%	14%	14%	64%	0%	0%	21%	79%	100%
Assoc	1	5	7	20	0	1	0	0	8	26	14	31	1	0	23	57	80
	1%	6%	9%	25%	0%	1%	0%	0%	10%	33%	18%	39%	1%	0%	29%	71%	100%
Asst	2	2	12	31	2	5	0	0	16	38	21	42	0	0	37	80	117
	2%	2%	10%	26%	2%	4%	0%	0%	14%	32%	18%	36%	0%	0%	32%	68%	100%

PROFESSOR OF CLINICAL (X)																	
Prof	2	3	2	14	1	3	0	0	5	20	20	56	0	0	25	76	101
	2%	3%	2%	14%	1%	3%	0%	0%	5%	20%	20%	55%	0%	0%	25%	75%	100%
Assoc	0	0	2	0	0	0	0	0	2	0	2	7	0	0	4	7	11
	0%	0%	18%	0%	0%	0%	0%	0%	18%	0%	18%	64%	0%	0%	36%	64%	100%
Asst	-	-	-	-	-	-	-	-	-	-	-	-	-	-	-	-	0
	-	-	-	-	-	-	-	-	-	-	-	-	-	-	-	-	0%

THE DAVID GEFFEN SCHOOL OF MEDICINE (CONTINUED)

	African American		Asian		Hispanic		Native American		Minority Analysis		White		Unknown		Gender Analysis		Grand Total
	F	M	F	M	F	M	F	M	F	M	F	M	F	M	F	M	
ADJUNCT PROFESSOR																	
Prof	2	2	7	10	1	3	0	0	10	15	9	42	0	1	19	58	77
	3%	3%	9%	13%	1%	4%	0%	0%	13%	19%	12%	55%	0%	1%	25%	75%	100%
Assoc	0	0	11	12	0	4	0	0	11	16	16	27	0	1	27	44	71
	0%	0%	15%	17%	0%	6%	0%	0%	15%	23%	23%	38%	0%	1%	38%	62%	100%
Asst	2	2	10	21	4	1	0	0	16	24	17	19	1	0	34	43	77
	3%	3%	13%	27%	5%	1%	0%	0%	21%	31%	22%	25%	1%	0%	44%	56%	100%
Instr	0	0	2	1	0	0	0	0	2	1	0	1	0	0	2	2	4
	0%	0%	50%	25%	0%	0%	0%	0%	50%	25%	0%	25%	0%	0%	50%	50%	100%

HEALTH SCIENCES CLINICAL PROFESSOR																	
Prof	2	4	16	34	7	8	0	0	25	46	48	129	2	3	75	178	253
	1%	2%	6%	13%	3%	3%	0%	0%	10%	18%	19%	51%	1%	1%	30%	70%	100%
Assoc	6	10	40	54	5	8	0	0	51	72	78	122	3	3	132	197	329
	2%	3%	12%	16%	2%	2%	0%	0%	16%	22%	24%	37%	1%	1%	40%	60%	100%
Asst	8	7	73	89	14	16	0	1	95	113	119	153	11	4	225	270	495
	2%	1%	15%	18%	3%	3%	0%	0%	19%	23%	24%	31%	2%	1%	45%	55%	100%
Instr	6	5	49	37	5	6	0	0	60	48	62	73	6	13	128	134	262
	2%	2%	19%	14%	2%	2%	0%	0%	23%	18%	24%	28%	2%	5%	49%	51%	100%

BASIC SCIENCE DEPARTMENTS*

TOTAL FACULTY

	African American		Asian		Hispanic		Native American		Minority Analysis		White		Unknown		Gender Analysis		Grand Total
	F	M	F	M	F	M	F	M	F	M	F	M	F	M	F	M	
REGULAR PROFESSOR																	
#	0	0	7	16	0	8	0	0	7	24	20	73	0	0	27	97	124
	0%	0%	6%	13%	0%	6%	0%	0%	6%	19%	16%	59%	0%	0%	22%	78%	100%
PROFESSOR-IN-RESIDENCE																	
#	0	0	0	1	0	0	0	0	0	1	1	4	0	0	1	5	6
	0%	0%	0%	17%	0%	0%	0%	0%	0%	17%	17%	67%	0%	0%	17%	83%	100%
PROFESSOR OF CLINICAL (X)																	
#	-	-	-	-	-	-	-	-	-	-	-	-	-	-	-	-	0
	-	-	-	-	-	-	-	-	-	-	-	-	-	-	-	-	0%
ADJUNCT PROFESSOR																	
#	0	0	1	3	0	0	0	0	1	3	2	4	0	0	3	7	10
	0%	0%	10%	30%	0%	0%	0%	0%	10%	30%	20%	40%	0%	0%	30%	70%	100%
HEALTH SCIENCES CLINICAL PROFESSOR																	
#	0	0	0	0	0	0	0	0	0	0	0	3	0	0	0	3	3
	0%	0%	0%	0%	0%	0%	0%	0%	0%	0%	0%	100%	0%	0%	0%	100%	100%
TOTAL LADDER AND NON-LADDER																	
#	0	0	8	20	0	8	0	0	8	28	23	84	0	0	31	112	143
	0%	0%	6%	14%	0%	6%	0%	0%	6%	20%	16%	59%	0%	0%	22%	78%	100%

* Academic appointees are located both at the UCLA campus and at off-campus medical facilities which include Veterans Administration Hospital-Wadsworth.

BASIC SCIENCE DEPARTMENTS (CONTINUED)

FACULTY - ON AND OFF CAMPUS

	African American		Asian		Hispanic		Native American		Minority Analysis		White		Unknown		Gender Analysis		Grand Total
	F	M	F	M	F	M	F	M	F	M	F	M	F	M	F	M	
REGULAR PROFESSOR																	
Prof	0	0	4	11	0	6	0	0	4	17	12	55	0	0	16	72	88
	0%	0%	5%	13%	0%	7%	0%	0%	5%	19%	14%	63%	0%	0%	18%	82%	100%
Assoc	0	0	1	3	0	1	0	0	1	4	4	9	0	0	5	13	18
	0%	0%	6%	17%	0%	6%	0%	0%	6%	22%	22%	50%	0%	0%	28%	72%	100%
Asst	0	0	2	2	0	1	0	0	2	3	4	9	0	0	6	12	18
	0%	0%	11%	11%	0%	6%	0%	0%	11%	17%	22%	50%	0%	0%	33%	67%	100%

PROFESSOR-IN-RESIDENCE																	
Prof	0	0	0	1	0	0	0	0	0	1	1	4	0	0	1	5	6
	0%	0%	0%	17%	0%	0%	0%	0%	0%	17%	17%	67%	0%	0%	17%	83%	100%
Assoc	-	-	-	-	-	-	-	-	-	-	-	-	-	-	-	-	0
	-	-	-	-	-	-	-	-	-	-	-	-	-	-	-	-	0%
Asst	-	-	-	-	-	-	-	-	-	-	-	-	-	-	-	-	0
	-	-	-	-	-	-	-	-	-	-	-	-	-	-	-	-	0%

ADJUNCT PROFESSOR																	
Prof	0	0	0	1	0	0	0	0	0	1	0	1	0	0	0	2	2
	0%	0%	0%	50%	0%	0%	0%	0%	0%	50%	0%	50%	0%	0%	0%	100%	100%
Assoc	0	0	0	1	0	0	0	0	0	1	1	1	0	0	1	2	3
	0%	0%	0%	33%	0%	0%	0%	0%	0%	33%	33%	33%	0%	0%	33%	67%	100%
Asst	0	0	1	1	0	0	0	0	1	1	1	2	0	0	2	3	5
	0%	0%	20%	20%	0%	0%	0%	0%	20%	20%	20%	40%	0%	0%	40%	60%	100%
Instr	-	-	-	-	-	-	-	-	-	-	-	-	-	-	-	-	0
	-	-	-	-	-	-	-	-	-	-	-	-	-	-	-	-	0%

BASIC SCIENCE DEPARTMENTS (CONTINUED)

	African American		Asian		Hispanic		Native American		Minority Analysis		White		Unknown		Gender Analysis		Grand Total
	F	M	F	M	F	M	F	M	F	M	F	M	F	M	F	M	
HEALTH SCIENCES CLINICAL PROFESSOR																	
Prof	0	0	0	0	0	0	0	0	0	0	0	2	0	0	0	2	2
	0%	0%	0%	0%	0%	0%	0%	0%	0%	0%	0%	100%	0%	0%	0%	100%	100%
Assoc	0	0	0	0	0	0	0	0	0	0	0	1	0	0	0	1	1
	0%	0%	0%	0%	0%	0%	0%	0%	0%	0%	0%	100%	0%	0%	0%	100%	100%
Asst	-	-	-	-	-	-	-	-	-	-	-	-	-	-	-	-	0
	-	-	-	-	-	-	-	-	-	-	-	-	-	-	-	-	0%
Instr	-	-	-	-	-	-	-	-	-	-	-	-	-	-	-	-	0
	-	-	-	-	-	-	-	-	-	-	-	-	-	-	-	-	0%

NO FACULTY IN CLINICAL (X) SERIES

DEPARTMENT OF BIOLOGICAL CHEMISTRY

TOTAL FACULTY

	African American		Asian		Hispanic		Native American		Minority Analysis		White		Unknown		Gender Analysis		Grand Total
	F	M	F	M	F	M	F	M	F	M	F	M	F	M	F	M	
REGULAR PROFESSOR																	
#	0	0	0	2	0	1	0	0	0	3	4	14	0	0	4	17	21
	0%	0%	0%	10%	0%	5%	0%	0%	0%	14%	19%	67%	0%	0%	19%	81%	100%
PROFESSOR-IN-RESIDENCE																	
#	-	-	-	-	-	-	-	-	-	-	-	-	-	-	-	-	0
	-	-	-	-	-	-	-	-	-	-	-	-	-	-	-	-	0%
PROFESSOR OF CLINICAL (X)																	
#	-	-	-	-	-	-	-	-	-	-	-	-	-	-	-	-	0
	-	-	-	-	-	-	-	-	-	-	-	-	-	-	-	-	0%
ADJUNCT PROFESSOR																	
#	0	0	0	0	0	0	0	0	0	0	0	1	0	0	0	1	1
	0%	0%	0%	0%	0%	0%	0%	0%	0%	0%	0%	100%	0%	0%	0%	100%	100%
HEALTH SCIENCES CLINICAL PROFESSOR																	
#	-	-	-	-	-	-	-	-	-	-	-	-	-	-	-	-	0
	-	-	-	-	-	-	-	-	-	-	-	-	-	-	-	-	0%
TOTAL LADDER AND NON-LADDER																	
#	0	0	0	2	0	1	0	0	0	3	4	15	0	0	4	18	22
	0%	0%	0%	9%	0%	5%	0%	0%	0%	14%	18%	68%	0%	0%	18%	82%	100%

ESTIMATE OF DEPARTMENTAL AVAILABILITY

	Women	African American	Asian	Hispanic	Native American
Full / Associate Professor	22.7%	1.0%	14.4%	2.3%	0.1%
Assistant Professor	32.0%	1.6%	32.5%	4.0%	0.4%

DEPARTMENT OF BIOLOGICAL CHEMISTRY (CONTINUED)

FACULTY - ON CAMPUS

	African American		Asian		Hispanic		Native American		Minority Analysis		White		Unknown		Gender Analysis		Grand Total
	F	M	F	M	F	M	F	M	F	M	F	M	F	M	F	M	
REGULAR PROFESSOR																	
Prof	0	0	0	1	0	1	0	0	0	2	2	11	0	0	2	13	15
	0%	0%	0%	7%	0%	7%	0%	0%	0%	13%	13%	73%	0%	0%	13%	87%	100%
Assoc	0	0	0	1	0	0	0	0	0	1	1	1	0	0	1	2	3
	0%	0%	0%	33%	0%	0%	0%	0%	0%	33%	33%	33%	0%	0%	33%	67%	100%
Asst	0	0	0	0	0	0	0	0	0	0	1	2	0	0	1	2	3
	0%	0%	0%	0%	0%	0%	0%	0%	0%	0%	33%	67%	0%	0%	33%	67%	100%

ADJUNCT PROFESSOR																	
Prof	-	-	-	-	-	-	-	-	-	-	-	-	-	-	-	-	0
	-	-	-	-	-	-	-	-	-	-	-	-	-	-	-	-	0%
Assoc	-	-	-	-	-	-	-	-	-	-	-	-	-	-	-	-	0
	-	-	-	-	-	-	-	-	-	-	-	-	-	-	-	-	0%
Asst	0	0	0	0	0	0	0	0	0	0	1	0	0	0	1	1	1
	0%	0%	0%	0%	0%	0%	0%	0%	0%	0%	100%	0%	0%	0%	100%	100%	100%
Instr	-	-	-	-	-	-	-	-	-	-	-	-	-	-	-	-	0
	-	-	-	-	-	-	-	-	-	-	-	-	-	-	-	-	0%

NO FACULTY IN IN-RESIDENCE, CLINICAL (X), AND HS CLINICAL SERIES

DEPARTMENT OF BIOMATHEMATICS

TOTAL FACULTY

	African American		Asian		Hispanic		Native American		Minority Analysis		White		Unknown		Gender Analysis		Grand Total
	F	M	F	M	F	M	F	M	F	M	F	M	F	M	F	M	
REGULAR PROFESSOR																	
#	0	0	0	1	0	0	0	0	0	1	0	4	0	0	0	5	5
	0%	0%	0%	20%	0%	0%	0%	0%	0%	20%	0%	80%	0%	0%	0%	100%	100%
PROFESSOR-IN-RESIDENCE																	
#	-	-	-	-	-	-	-	-	-	-	-	-	-	-	-	-	0
	-	-	-	-	-	-	-	-	-	-	-	-	-	-	-	-	0%
PROFESSOR OF CLINICAL (X)																	
#	-	-	-	-	-	-	-	-	-	-	-	-	-	-	-	-	0
	-	-	-	-	-	-	-	-	-	-	-	-	-	-	-	-	0%
ADJUNCT PROFESSOR																	
#	-	-	-	-	-	-	-	-	-	-	-	-	-	-	-	-	0
	-	-	-	-	-	-	-	-	-	-	-	-	-	-	-	-	0%
HEALTH SCIENCES CLINICAL PROFESSOR																	
#	-	-	-	-	-	-	-	-	-	-	-	-	-	-	-	-	0
	-	-	-	-	-	-	-	-	-	-	-	-	-	-	-	-	0%
TOTAL LADDER AND NON-LADDER																	
#	0	0	0	1	0	0	0	0	0	1	0	4	0	0	0	5	5
	0%	0%	0%	20%	0%	0%	0%	0%	0%	20%	0%	80%	0%	0%	0%	100%	100%

DEPARTMENT OF BIOMATHEMATICS (CONTINUED)

FACULTY - ON CAMPUS

	African American		Asian		Hispanic		Native American		Minority Analysis		White		Unknown		Gender Analysis		Grand Total
	F	M	F	M	F	M	F	M	F	M	F	M	F	M	F	M	
REGULAR PROFESSOR																	
Prof	0	0	0	1	0	0	0	0	0	1	0	3	0	0	0	4	4
	0%	0%	0%	25%	0%	0%	0%	0%	0%	25%	0%	75%	0%	0%	0%	100%	100%
Assoc	-	-	-	-	-	-	-	-	-	-	-	-	-	-	-	-	0
	-	-	-	-	-	-	-	-	-	-	-	-	-	-	-	-	0%
Asst	0	0	0	0	0	0	0	0	0	0	0	1	0	0	0	1	1
	0%	0%	0%	0%	0%	0%	0%	0%	0%	0%	0%	100%	0%	0%	0%	100%	100%

NO FACULTY IN IN-RESIDENCE, CLINICAL (X), ADJUNCT, AND HS CLINICAL SERIES

DEPARTMENT OF HUMAN GENETICS

TOTAL FACULTY

	African American		Asian		Hispanic		Native American		Minority Analysis		White		Unknown		Gender Analysis		Grand Total
	F	M	F	M	F	M	F	M	F	M	F	M	F	M	F	M	
REGULAR PROFESSOR																	
#	0	0	0	1	0	1	0	0	0	2	3	2	0	0	3	4	7
	0%	0%	0%	14%	0%	14%	0%	0%	0%	29%	43%	29%	0%	0%	43%	57%	100%
PROFESSOR-IN-RESIDENCE																	
#	0	0	0	0	0	0	0	0	0	0	1	2	0	0	1	2	3
	0%	0%	0%	0%	0%	0%	0%	0%	0%	0%	33%	67%	0%	0%	33%	67%	100%
PROFESSOR OF CLINICAL (X)																	
#	-	-	-	-	-	-	-	-	-	-	-	-	-	-	-	-	0
	-	-	-	-	-	-	-	-	-	-	-	-	-	-	-	-	0%
ADJUNCT PROFESSOR																	
#	0	0	0	0	0	0	0	0	0	0	1	0	0	0	1	0	1
	0%	0%	0%	0%	0%	0%	0%	0%	0%	0%	100%	0%	0%	0%	100%	0%	100%
HEALTH SCIENCES CLINICAL PROFESSOR																	
#	-	-	-	-	-	-	-	-	-	-	-	-	-	-	-	-	0
	-	-	-	-	-	-	-	-	-	-	-	-	-	-	-	-	0%
TOTAL LADDER AND NON-LADDER																	
#	0	0	0	1	0	1	0	0	0	2	5	4	0	0	5	6	11
	0%	0%	0%	9%	0%	9%	0%	0%	0%	18%	45%	36%	0%	0%	45%	55%	100%

DEPARTMENT OF HUMAN GENETICS (CONTINUED)

FACULTY - ON CAMPUS

	African American		Asian		Hispanic		Native American		Minority Analysis		White		Unknown		Gender Analysis		Grand Total
	F	M	F	M	F	M	F	M	F	M	F	M	F	M	F	M	
REGULAR PROFESSOR																	
Prof	0	0	0	1	0	0	0	0	0	1	3	2	0	0	3	3	6
	0%	0%	0%	17%	0%	0%	0%	0%	0%	17%	50%	33%	0%	0%	50%	50%	100%
Assoc	0	0	0	0	0	1	0	0	0	1	0	0	0	0	0	1	1
	0%	0%	0%	0%	0%	100%	0%	0%	0%	100%	0%	0%	0%	0%	0%	100%	100%
Asst	-	-	-	-	-	-	-	-	-	-	-	-	-	-	-	-	0
	-	-	-	-	-	-	-	-	-	-	-	-	-	-	-	-	0%

PROFESSOR-IN-RESIDENCE																	
Prof	0	0	0	0	0	0	0	0	0	0	1	2	0	0	1	2	3
	0%	0%	0%	0%	0%	0%	0%	0%	0%	0%	33%	67%	0%	0%	33%	67%	100%
Assoc	-	-	-	-	-	-	-	-	-	-	-	-	-	-	-	-	0
	-	-	-	-	-	-	-	-	-	-	-	-	-	-	-	-	0%
Asst	-	-	-	-	-	-	-	-	-	-	-	-	-	-	-	-	0
	-	-	-	-	-	-	-	-	-	-	-	-	-	-	-	-	0%

ADJUNCT PROFESSOR																	
Prof	-	-	-	-	-	-	-	-	-	-	-	-	-	-	-	-	0
	-	-	-	-	-	-	-	-	-	-	-	-	-	-	-	-	0%
Assoc	0	0	0	0	0	0	0	0	0	0	1	0	0	0	1	0	1
	0%	0%	0%	0%	0%	0%	0%	0%	0%	0%	100%	0%	0%	0%	100%	0%	100%
Asst	-	-	-	-	-	-	-	-	-	-	-	-	-	-	-	-	0
	-	-	-	-	-	-	-	-	-	-	-	-	-	-	-	-	0%
Instr	-	-	-	-	-	-	-	-	-	-	-	-	-	-	-	-	0
	-	-	-	-	-	-	-	-	-	-	-	-	-	-	-	-	0%

NO FACULTY IN CLINICAL (X) AND HS CLINICAL SERIES

**DEPARTMENT OF MICROBIOLOGY,
 IMMUNOLOGY & MOLECULAR GENETICS**

TOTAL FACULTY

	African American		Asian		Hispanic		Native American		Minority Analysis		White		Unknown		Gender Analysis		Grand Total
	F	M	F	M	F	M	F	M	F	M	F	M	F	M	F	M	
REGULAR PROFESSOR																	
#	0	0	0	5	0	0	0	0	0	5	8	14	0	0	8	19	27
	0%	0%	0%	19%	0%	0%	0%	0%	0%	19%	30%	52%	0%	0%	30%	70%	100%
PROFESSOR-IN-RESIDENCE																	
#	-	-	-	-	-	-	-	-	-	-	-	-	-	-	-	-	0
	-	-	-	-	-	-	-	-	-	-	-	-	-	-	-	-	0%
PROFESSOR OF CLINICAL (X)																	
#	-	-	-	-	-	-	-	-	-	-	-	-	-	-	-	-	0
	-	-	-	-	-	-	-	-	-	-	-	-	-	-	-	-	0%
ADJUNCT PROFESSOR																	
#	0	0	0	1	0	0	0	0	0	1	0	0	0	0	0	1	1
	0%	0%	0%	100%	0%	0%	0%	0%	0%	100%	0%	0%	0%	0%	0%	100%	100%
HEALTH SCIENCES CLINICAL PROFESSOR																	
#	-	-	-	-	-	-	-	-	-	-	-	-	-	-	-	-	0
	-	-	-	-	-	-	-	-	-	-	-	-	-	-	-	-	0%
TOTAL LADDER AND NON-LADDER																	
#	0	0	0	6	0	0	0	0	0	6	8	14	0	0	8	20	28
	0%	0%	0%	21%	0%	0%	0%	0%	0%	21%	29%	50%	0%	0%	29%	71%	100%

ESTIMATE OF DEPARTMENTAL AVAILABILITY

	Women	African American	Asian	Hispanic	Native American
Full / Associate Professor	25.5%	1.9%	13.1%	4.0%	0.1%
Assistant Professor	37.6%	2.8%	26.7%	6.9%	0.0%

FACULTY - ON CAMPUS

	African American		Asian		Hispanic		Native American		Minority Analysis		White		Unknown		Gender Analysis		Grand Total
	F	M	F	M	F	M	F	M	F	M	F	M	F	M	F	M	
REGULAR PROFESSOR																	
Prof	0	0	0	5	0	0	0	0	0	5	4	10	0	0	4	15	19
	0%	0%	0%	26%	0%	0%	0%	0%	0%	26%	21%	53%	0%	0%	21%	79%	100%
Assoc	0	0	0	0	0	0	0	0	0	0	2	3	0	0	2	3	5
	0%	0%	0%	0%	0%	0%	0%	0%	0%	0%	40%	60%	0%	0%	40%	60%	100%
Asst	0	0	0	0	0	0	0	0	0	0	2	1	0	0	2	1	3
	0%	0%	0%	0%	0%	0%	0%	0%	0%	0%	67%	33%	0%	0%	67%	33%	100%

ADJUNCT PROFESSOR																	
Prof	-	-	-	-	-	-	-	-	-	-	-	-	-	-	-	-	0
	-	-	-	-	-	-	-	-	-	-	-	-	-	-	-	-	0%
Assoc	-	-	-	-	-	-	-	-	-	-	-	-	-	-	-	-	0
	-	-	-	-	-	-	-	-	-	-	-	-	-	-	-	-	0%
Asst	0	0	0	1	0	0	0	0	0	1	0	0	0	0	0	1	1
	0%	0%	0%	100%	0%	0%	0%	0%	0%	100%	0%	0%	0%	0%	0%	100%	100%
Instr	-	-	-	-	-	-	-	-	-	-	-	-	-	-	-	-	0
	-	-	-	-	-	-	-	-	-	-	-	-	-	-	-	-	0%

NO FACULTY IN IN-RESIDENCE, CLINICAL (X), AND HS CLINICAL SERIES

DEPARTMENT OF MOLECULAR & MEDICAL PHARMACOLOGY

TOTAL FACULTY

	African American		Asian		Hispanic		Native American		Minority Analysis		White		Unknown		Gender Analysis		Grand Total
	F	M	F	M	F	M	F	M	F	M	F	M	F	M	F	M	
REGULAR PROFESSOR																	
#	0	0	6	5	0	2	0	0	6	7	2	14	0	0	8	21	29
	0%	0%	21%	17%	0%	7%	0%	0%	21%	24%	7%	48%	0%	0%	28%	72%	100%
PROFESSOR-IN-RESIDENCE																	
#	0	0	0	1	0	0	0	0	0	1	0	2	0	0	0	3	3
	0%	0%	0%	33%	0%	0%	0%	0%	0%	33%	0%	67%	0%	0%	0%	100%	100%
PROFESSOR OF CLINICAL (X)																	
#	-	-	-	-	-	-	-	-	-	-	-	-	-	-	-	-	0
	-	-	-	-	-	-	-	-	-	-	-	-	-	-	-	-	0%
ADJUNCT PROFESSOR																	
#	0	0	1	2	0	0	0	0	1	2	1	2	0	0	2	4	6
	0%	0%	17%	33%	0%	0%	0%	0%	17%	33%	17%	33%	0%	0%	33%	67%	100%
HEALTH SCIENCES CLINICAL PROFESSOR																	
#	0	0	0	0	0	0	0	0	0	0	0	3	0	0	0	3	3
	0%	0%	0%	0%	0%	0%	0%	0%	0%	0%	0%	100%	0%	0%	0%	100%	100%
TOTAL LADDER AND NON-LADDER																	
#	0	0	7	8	0	2	0	0	7	10	3	21	0	0	10	31	41
	0%	0%	17%	20%	0%	5%	0%	0%	17%	24%	7%	51%	0%	0%	24%	76%	100%

ESTIMATE OF DEPARTMENTAL AVAILABILITY

	Women	African American	Asian	Hispanic	Native American
Full / Associate Professor	21.9%	0.9%	14.0%	3.6%	0.2%
Assistant Professor	36.9%	1.7%	32.3%	5.5%	0.3%

DEPARTMENT OF MOLECULAR & MEDICAL PHARMACOLOGY (CONTINUED)

FACULTY - ON CAMPUS

	African American		Asian		Hispanic		Native American		Minority Analysis		White		Unknown		Gender Analysis		Grand Total
	F	M	F	M	F	M	F	M	F	M	F	M	F	M	F	M	
REGULAR PROFESSOR																	
Prof	0	0	3	3	0	1	0	0	3	4	0	10	0	0	3	14	17
	0%	0%	18%	18%	0%	6%	0%	0%	18%	24%	0%	59%	0%	0%	18%	82%	100%
Assoc	0	0	1	1	0	0	0	0	1	1	1	2	0	0	2	3	5
	0%	0%	20%	20%	0%	0%	0%	0%	20%	20%	20%	40%	0%	0%	40%	60%	100%
Asst	0	0	2	1	0	1	0	0	2	2	1	2	0	0	3	4	7
	0%	0%	29%	14%	0%	14%	0%	0%	29%	29%	14%	29%	0%	0%	43%	57%	100%

PROFESSOR-IN-RESIDENCE																	
Prof	0	0	0	1	0	0	0	0	0	1	0	2	0	0	0	3	3
	0%	0%	0%	33%	0%	0%	0%	0%	0%	33%	0%	67%	0%	0%	0%	100%	100%
Assoc	-	-	-	-	-	-	-	-	-	-	-	-	-	-	-	-	0
	-	-	-	-	-	-	-	-	-	-	-	-	-	-	-	-	0%
Asst	-	-	-	-	-	-	-	-	-	-	-	-	-	-	-	-	0
	-	-	-	-	-	-	-	-	-	-	-	-	-	-	-	-	0%

ADJUNCT PROFESSOR																	
Prof	0	0	0	1	0	0	0	0	0	1	0	0	0	0	0	1	1
	0%	0%	0%	100%	0%	0%	0%	0%	0%	100%	0%	0%	0%	0%	0%	100%	100%
Assoc	0	0	0	1	0	0	0	0	0	1	0	1	0	0	0	2	2
	0%	0%	0%	50%	0%	0%	0%	0%	0%	50%	0%	50%	0%	0%	0%	100%	100%
Asst	0	0	1	0	0	0	0	0	1	0	1	1	0	0	2	1	3
	0%	0%	33%	0%	0%	0%	0%	0%	33%	0%	33%	33%	0%	0%	67%	33%	100%
Instr	-	-	-	-	-	-	-	-	-	-	-	-	-	-	-	-	0
	-	-	-	-	-	-	-	-	-	-	-	-	-	-	-	-	0%

DEPARTMENT OF MOLECULAR & MEDICAL PHARMACOLOGY (CONTINUED)

	African American		Asian		Hispanic		Native American		Minority Analysis		White		Unknown		Gender Analysis		Grand Total
	F	M	F	M	F	M	F	M	F	M	F	M	F	M	F	M	
HEALTH SCIENCES CLINICAL PROFESSOR																	
Prof	0	0	0	0	0	0	0	0	0	0	0	2	0	0	0	2	2
	0%	0%	0%	0%	0%	0%	0%	0%	0%	0%	0%	100%	0%	0%	0%	100%	100%
Assoc	0	0	0	0	0	0	0	0	0	0	0	1	0	0	0	1	1
	0%	0%	0%	0%	0%	0%	0%	0%	0%	0%	0%	100%	0%	0%	0%	100%	100%
Asst	-	-	-	-	-	-	-	-	-	-	-	-	-	-	-	-	0
	-	-	-	-	-	-	-	-	-	-	-	-	-	-	-	-	0%
Instr	-	-	-	-	-	-	-	-	-	-	-	-	-	-	-	-	0
	-	-	-	-	-	-	-	-	-	-	-	-	-	-	-	-	0%

NO FACULTY IN CLINICAL (X) SERIES

DEPARTMENT OF NEUROBIOLOGY

TOTAL FACULTY

	African American		Asian		Hispanic		Native American		Minority Analysis		White		Unknown		Gender Analysis		Grand Total
	F	M	F	M	F	M	F	M	F	M	F	M	F	M	F	M	
REGULAR PROFESSOR																	
#	0	0	0	0	0	3	0	0	0	3	1	16	0	0	1	19	20
	0%	0%	0%	0%	0%	15%	0%	0%	0%	15%	5%	80%	0%	0%	5%	95%	100%
PROFESSOR-IN-RESIDENCE																	
#	-	-	-	-	-	-	-	-	-	-	-	-	-	-	-	-	0
	-	-	-	-	-	-	-	-	-	-	-	-	-	-	-	-	0%
PROFESSOR OF CLINICAL (X)																	
#	-	-	-	-	-	-	-	-	-	-	-	-	-	-	-	-	0
	-	-	-	-	-	-	-	-	-	-	-	-	-	-	-	-	0%
ADJUNCT PROFESSOR																	
#	-	-	-	-	-	-	-	-	-	-	-	-	-	-	-	-	0
	-	-	-	-	-	-	-	-	-	-	-	-	-	-	-	-	0%
HEALTH SCIENCES CLINICAL PROFESSOR																	
#	-	-	-	-	-	-	-	-	-	-	-	-	-	-	-	-	0
	-	-	-	-	-	-	-	-	-	-	-	-	-	-	-	-	0%
TOTAL LADDER AND NON-LADDER																	
#	0	0	0	0	0	3	0	0	0	3	1	16	0	0	1	19	20
	0%	0%	0%	0%	0%	15%	0%	0%	0%	15%	5%	80%	0%	0%	5%	95%	100%

DEPARTMENT OF NEUROBIOLOGY (CONTINUED)

FACULTY - ON CAMPUS

	African American		Asian		Hispanic		Native American		Minority Analysis		White		Unknown		Gender Analysis		Grand Total
	F	M	F	M	F	M	F	M	F	M	F	M	F	M	F	M	
REGULAR PROFESSOR																	
Prof	0	0	0	0	0	3	0	0	0	3	0	12	0	0	0	15	15
	0%	0%	0%	0%	0%	20%	0%	0%	0%	20%	0%	80%	0%	0%	0%	100%	100%
Assoc	0	0	0	0	0	0	0	0	0	0	0	1	0	0	0	1	1
	0%	0%	0%	0%	0%	0%	0%	0%	0%	0%	0%	100%	0%	0%	0%	100%	100%
Asst	0	0	0	0	0	0	0	0	0	0	0	3	0	0	0	3	3
	0%	0%	0%	0%	0%	0%	0%	0%	0%	0%	0%	100%	0%	0%	0%	100%	100%

NO FACULTY IN IN-RESIDENCE, CLINICAL (X), ADJUNCT, AND HS CLINICAL SERIES

DEPARTMENT OF NEUROBIOLOGY (CONTINUED)

FACULTY - OFF CAMPUS

	African American		Asian		Hispanic		Native American		Minority Analysis		White		Unknown		Gender Analysis		Grand Total
	F	M	F	M	F	M	F	M	F	M	F	M	F	M	F	M	
REGULAR PROFESSOR																	
Prof	0	0	0	0	0	0	0	0	0	0	1	0	0	0	1	0	1
	0%	0%	0%	0%	0%	0%	0%	0%	0%	0%	100%	0%	0%	0%	100%	0%	100%
Assoc	-	-	-	-	-	-	-	-	-	-	-	-	-	-	-	-	0
	-	-	-	-	-	-	-	-	-	-	-	-	-	-	-	-	0%
Asst	-	-	-	-	-	-	-	-	-	-	-	-	-	-	-	-	0
	-	-	-	-	-	-	-	-	-	-	-	-	-	-	-	-	0%

NO FACULTY IN IN-RESIDENCE, CLINICAL (X), ADJUNCT, AND HS CLINICAL SERIES

DEPARTMENT OF PHYSIOLOGY

TOTAL FACULTY

	African American		Asian		Hispanic		Native American		Minority Analysis		White		Unknown		Gender Analysis		Grand Total
	F	M	F	M	F	M	F	M	F	M	F	M	F	M	F	M	
REGULAR PROFESSOR																	
#	0	0	1	2	0	1	0	0	1	3	2	9	0	0	3	12	15
	0%	0%	7%	13%	0%	7%	0%	0%	7%	20%	13%	60%	0%	0%	20%	80%	100%
PROFESSOR-IN-RESIDENCE																	
#	-	-	-	-	-	-	-	-	-	-	-	-	-	-	-	-	0
	-	-	-	-	-	-	-	-	-	-	-	-	-	-	-	-	0%
PROFESSOR OF CLINICAL (X)																	
#	-	-	-	-	-	-	-	-	-	-	-	-	-	-	-	-	0
	-	-	-	-	-	-	-	-	-	-	-	-	-	-	-	-	0%
ADJUNCT PROFESSOR																	
#	0	0	0	0	0	0	0	0	0	0	0	1	0	0	0	1	1
	0%	0%	0%	0%	0%	0%	0%	0%	0%	0%	0%	100%	0%	0%	0%	100%	100%
HEALTH SCIENCES CLINICAL PROFESSOR																	
#	-	-	-	-	-	-	-	-	-	-	-	-	-	-	-	-	0
	-	-	-	-	-	-	-	-	-	-	-	-	-	-	-	-	0%
TOTAL LADDER AND NON-LADDER																	
#	0	0	1	2	0	1	0	0	1	3	2	10	0	0	3	13	16
	0%	0%	6%	13%	0%	6%	0%	0%	6%	19%	13%	63%	0%	0%	19%	81%	100%

ESTIMATE OF DEPARTMENTAL AVAILABILITY

	Women	African American	Asian	Hispanic	Native American
Full / Associate Professor	20.2%	1.4%	10.1%	3.8%	0.2%
Assistant Professor	35.9%	5.2%	26.6%	5.5%	0.0%

DEPARTMENT OF PHYSIOLOGY (CONTINUED)

FACULTY - ON CAMPUS

	African American		Asian		Hispanic		Native American		Minority Analysis		White		Unknown		Gender Analysis		Grand Total
	F	M	F	M	F	M	F	M	F	M	F	M	F	M	F	M	
REGULAR PROFESSOR																	
Prof	0	0	1	0	0	1	0	0	1	1	2	7	0	0	3	8	11
	0%	0%	9%	0%	0%	9%	0%	0%	9%	9%	18%	64%	0%	0%	27%	73%	100%
Assoc	0	0	0	1	0	0	0	0	0	1	0	2	0	0	0	3	3
	0%	0%	0%	33%	0%	0%	0%	0%	0%	33%	0%	67%	0%	0%	0%	100%	100%
Asst	0	0	0	1	0	0	0	0	0	1	0	0	0	0	1	1	1
	0%	0%	0%	100%	0%	0%	0%	0%	0%	100%	0%	0%	0%	0%	0%	100%	100%

ADJUNCT PROFESSOR																	
Prof	0	0	0	0	0	0	0	0	0	0	0	1	0	0	0	1	1
	0%	0%	0%	0%	0%	0%	0%	0%	0%	0%	0%	100%	0%	0%	0%	100%	100%
Assoc	-	-	-	-	-	-	-	-	-	-	-	-	-	-	-	-	0
	-	-	-	-	-	-	-	-	-	-	-	-	-	-	-	-	0%
Asst	-	-	-	-	-	-	-	-	-	-	-	-	-	-	-	-	0
	-	-	-	-	-	-	-	-	-	-	-	-	-	-	-	-	0%
Instr	-	-	-	-	-	-	-	-	-	-	-	-	-	-	-	-	0
	-	-	-	-	-	-	-	-	-	-	-	-	-	-	-	-	0%

NO FACULTY IN IN-RESIDENCE, CLINICAL (X), AND HS CLINICAL SERIES

CLINICAL DEPARTMENTS*

TOTAL FACULTY

	African American		Asian		Hispanic		Native American		Minority Analysis		White		Unknown		Gender Analysis		Grand Total
	F	M	F	M	F	M	F	M	F	M	F	M	F	M	F	M	
REGULAR PROFESSOR																	
#	3	4	6	27	6	10	0	0	15	41	37	153	0	0	52	194	246
	1%	2%	2%	11%	2%	4%	0%	0%	6%	17%	15%	62%	0%	0%	21%	79%	100%
PROFESSOR-IN-RESIDENCE																	
#	8	7	30	81	4	13	1	0	43	101	72	245	2	1	117	347	464
	2%	2%	6%	17%	1%	3%	0%	0%	9%	22%	16%	53%	0%	0%	25%	75%	100%
PROFESSOR OF CLINICAL (X)																	
#	2	3	4	14	1	3	0	0	7	20	22	63	0	0	29	83	112
	2%	3%	4%	13%	1%	3%	0%	0%	6%	18%	20%	56%	0%	0%	26%	74%	100%
ADJUNCT PROFESSOR																	
#	4	4	29	41	5	8	0	0	38	53	40	85	1	2	79	140	219
	2%	2%	13%	19%	2%	4%	0%	0%	17%	24%	18%	39%	0%	1%	36%	64%	100%
HEALTH SCIENCES CLINICAL PROFESSOR																	
#	22	26	178	214	31	38	0	1	231	279	307	474	22	23	560	776	1336
	2%	2%	13%	16%	2%	3%	0%	0%	17%	21%	23%	35%	2%	2%	42%	58%	100%
TOTAL LADDER AND NON-LADDER																	
#	39	44	247	377	47	72	1	1	334	494	478	1020	25	26	837	1540	2377
	2%	2%	10%	16%	2%	3%	0%	0%	14%	21%	20%	43%	1%	1%	35%	65%	100%

* Academic appointees are located both at the UCLA campus and at off-campus medical facilities which include Cedar Sinai Medical Center, East/West Parkside, Edelman Hospital, Harbor Hospital UCLA, Kaiser, Kern County Medical Center, Lancaster/Palm1, Martin Luther King/Drew Medical Center, Orthopedic Hospital, Olive View Medical Center, SAMO 15TH, SAMO 16TH, SAMO 16TH-2, SAMO 16TH-3, Santa Monica Medical Center, Ventura Medical Center, Veterans Administration Hospital-Brentwood, Sepulveda, Wadsworth, and Westwood.

CLINICAL DEPARTMENTS (CONTINUED)

FACULTY - ON AND OFF CAMPUS

	African American		Asian		Hispanic		Native American		Minority Analysis		White		Unknown		Gender Analysis		Grand Total
	F	M	F	M	F	M	F	M	F	M	F	M	F	M	F	M	
REGULAR PROFESSOR																	
Prof	1	3	4	16	4	8	0	0	9	27	28	136	0	0	37	163	200
	1%	2%	2%	8%	2%	4%	0%	0%	5%	14%	14%	68%	0%	0%	19%	82%	100%
Assoc	2	1	2	5	1	1	0	0	5	7	8	13	0	0	13	20	33
	6%	3%	6%	15%	3%	3%	0%	0%	15%	21%	24%	39%	0%	0%	39%	61%	100%
Asst	0	0	0	6	1	1	0	0	1	7	1	4	0	0	2	11	13
	0%	0%	0%	46%	8%	8%	0%	0%	8%	54%	8%	31%	0%	0%	15%	85%	100%

PROFESSOR-IN-RESIDENCE																	
Prof	5	0	11	30	2	7	1	0	19	37	37	172	1	1	57	210	267
	2%	0%	4%	11%	1%	3%	0%	0%	7%	14%	14%	64%	0%	0%	21%	79%	100%
Assoc	1	5	7	20	0	1	0	0	8	26	14	31	1	0	23	57	80
	1%	6%	9%	25%	0%	1%	0%	0%	10%	33%	18%	39%	1%	0%	29%	71%	100%
Asst	2	2	12	31	2	5	0	0	16	38	21	42	0	0	37	80	117
	2%	2%	10%	26%	2%	4%	0%	0%	14%	32%	18%	36%	0%	0%	32%	68%	100%

PROFESSOR OF CLINICAL (X)																	
Prof	2	3	2	14	1	3	0	0	5	20	20	56	0	0	25	76	101
	2%	3%	2%	14%	1%	3%	0%	0%	5%	20%	20%	55%	0%	0%	25%	75%	100%
Assoc	0	0	2	0	0	0	0	0	2	0	2	7	0	0	4	7	11
	0%	0%	18%	0%	0%	0%	0%	0%	18%	0%	18%	64%	0%	0%	36%	64%	100%
Asst	-	-	-	-	-	-	-	-	-	-	-	-	-	-	-	-	0
	-	-	-	-	-	-	-	-	-	-	-	-	-	-	-	-	0%

CLINICAL DEPARTMENTS (CONTINUED)

	African American		Asian		Hispanic		Native American		Minority Analysis		White		Unknown		Gender Analysis		Grand Total
	F	M	F	M	F	M	F	M	F	M	F	M	F	M	F	M	
ADJUNCT PROFESSOR																	
Prof	2	2	7	9	1	3	0	0	10	14	9	41	0	1	19	56	75
	3%	3%	9%	12%	1%	4%	0%	0%	13%	19%	12%	55%	0%	1%	25%	75%	100%
Assoc	0	0	11	11	0	4	0	0	11	15	15	26	0	1	26	42	68
	0%	0%	16%	16%	0%	6%	0%	0%	16%	22%	22%	38%	0%	1%	38%	62%	100%
Asst	2	2	9	20	4	1	0	0	15	23	16	17	1	0	32	40	72
	3%	3%	13%	28%	6%	1%	0%	0%	21%	32%	22%	24%	1%	0%	44%	56%	100%
Instr	0	0	2	1	0	0	0	0	2	1	0	1	0	0	2	2	4
	0%	0%	50%	25%	0%	0%	0%	0%	50%	25%	0%	25%	0%	0%	50%	50%	100%

HEALTH SCIENCES CLINICAL PROFESSOR																	
Prof	2	4	16	34	7	8	0	0	25	46	48	127	2	3	75	176	251
	1%	2%	6%	14%	3%	3%	0%	0%	10%	18%	19%	51%	1%	1%	30%	70%	100%
Assoc	6	10	40	54	5	8	0	0	51	72	78	121	3	3	132	196	328
	2%	3%	12%	16%	2%	2%	0%	0%	16%	22%	24%	37%	1%	1%	40%	60%	100%
Asst	8	7	73	89	14	16	0	1	95	113	119	153	11	4	225	270	495
	2%	1%	15%	18%	3%	3%	0%	0%	19%	23%	24%	31%	2%	1%	45%	55%	100%
Instr	6	5	49	37	5	6	0	0	60	48	62	73	6	13	128	134	262
	0%	0%	0%	0%	0%	0%	0%	0%	0%	0%	0%	0%	0%	0%	0%	0%	100%

DEPARTMENT OF ANESTHESIOLOGY

TOTAL FACULTY

	African American		Asian		Hispanic		Native American		Minority Analysis		White		Unknown		Gender Analysis		Grand Total
	F	M	F	M	F	M	F	M	F	M	F	M	F	M	F	M	
REGULAR PROFESSOR																	
#	0	0	1	1	1	0	0	0	2	1	0	3	0	0	2	4	6
	0%	0%	17%	17%	17%	0%	0%	0%	33%	17%	0%	50%	0%	0%	33%	67%	100%
PROFESSOR-IN-RESIDENCE																	
#	0	0	1	0	0	0	0	0	1	0	1	0	0	0	2	0	2
	0%	0%	50%	0%	0%	0%	0%	0%	50%	0%	50%	0%	0%	0%	100%	0%	100%
PROFESSOR OF CLINICAL (X)																	
#	0	0	0	1	0	0	0	0	0	1	1	3	0	0	1	4	5
	0%	0%	0%	20%	0%	0%	0%	0%	0%	20%	20%	60%	0%	0%	20%	80%	100%
ADJUNCT PROFESSOR																	
#	0	0	2	0	0	0	0	0	2	0	1	0	0	0	3	0	3
	0%	0%	67%	0%	0%	0%	0%	0%	67%	0%	33%	0%	0%	0%	100%	0%	100%
HEALTH SCIENCES CLINICAL PROFESSOR																	
#	0	0	13	25	1	0	0	0	14	25	21	31	1	0	36	56	92
	0%	0%	14%	27%	1%	0%	0%	0%	15%	27%	23%	34%	1%	0%	39%	61%	100%
TOTAL LADDER AND NON-LADDER																	
#	0	0	17	27	2	0	0	0	19	27	24	37	1	0	44	64	108
	0%	0%	16%	25%	2%	0%	0%	0%	18%	25%	22%	34%	1%	0%	41%	59%	100%

ESTIMATE OF DEPARTMENTAL AVAILABILITY

	Women	African American	Asian	Hispanic	Native American
Full / Associate Professor	22.4%	2.4%	11.8%	3.1%	0.0%
Assistant Professor	35.9%	5.0%	18.9%	5.9%	0.2%

DEPARTMENT OF ANESTHESIOLOGY (CONTINUED)

FACULTY - ON CAMPUS

	African American		Asian		Hispanic		Native American		Minority Analysis		White		Unknown		Gender Analysis		Grand Total
	F	M	F	M	F	M	F	M	F	M	F	M	F	M	F	M	
REGULAR PROFESSOR																	
Prof	0	0	1	1	1	0	0	0	2	1	0	1	0	0	2	2	4
	0%	0%	25%	25%	25%	0%	0%	0%	50%	25%	0%	25%	0%	0%	50%	50%	100%
Assoc	0	0	0	0	0	0	0	0	0	0	0	2	0	0	0	2	2
	0%	0%	0%	0%	0%	0%	0%	0%	0%	0%	0%	100%	0%	0%	0%	100%	100%
Asst	-	-	-	-	-	-	-	-	-	-	-	-	-	-	-	-	0
	-	-	-	-	-	-	-	-	-	-	-	-	-	-	-	-	0%

PROFESSOR-IN-RESIDENCE																	
Prof	-	-	-	-	-	-	-	-	-	-	-	-	-	-	-	-	0
	-	-	-	-	-	-	-	-	-	-	-	-	-	-	-	-	0%
Assoc	-	-	-	-	-	-	-	-	-	-	-	-	-	-	-	-	0
	-	-	-	-	-	-	-	-	-	-	-	-	-	-	-	-	0%
Asst	0	0	1	0	0	0	0	0	1	0	1	0	0	0	2	0	2
	0%	0%	50%	0%	0%	0%	0%	0%	50%	0%	50%	0%	0%	0%	100%	0%	100%

PROFESSOR OF CLINICAL (X)																	
Prof	0	0	0	1	0	0	0	0	0	1	1	3	0	0	1	4	5
	0%	0%	0%	20%	0%	0%	0%	0%	0%	20%	20%	60%	0%	0%	20%	80%	100%
Assoc	-	-	-	-	-	-	-	-	-	-	-	-	-	-	-	-	0
	-	-	-	-	-	-	-	-	-	-	-	-	-	-	-	-	0%
Asst	-	-	-	-	-	-	-	-	-	-	-	-	-	-	-	-	0
	-	-	-	-	-	-	-	-	-	-	-	-	-	-	-	-	0%

DEPARTMENT OF ANESTHESIOLOGY (CONTINUED)

	African American		Asian		Hispanic		Native American		Minority Analysis		White		Unknown		Gender Analysis		Grand Total
	F	M	F	M	F	M	F	M	F	M	F	M	F	M	F	M	
ADJUNCT PROFESSOR																	
Prof	-	-	-	-	-	-	-	-	-	-	-	-	-	-	-	-	0
	-	-	-	-	-	-	-	-	-	-	-	-	-	-	-	-	0%
Assoc	-	-	-	-	-	-	-	-	-	-	-	-	-	-	-	-	0
	-	-	-	-	-	-	-	-	-	-	-	-	-	-	-	-	0%
Asst	0	0	1	0	0	0	0	0	1	0	1	0	0	0	2	0	2
	0%	0%	50%	0%	0%	0%	0%	0%	50%	0%	50%	0%	0%	0%	100%	0%	100%
Instr	-	-	-	-	-	-	-	-	-	-	-	-	-	-	-	-	0
	-	-	-	-	-	-	-	-	-	-	-	-	-	-	-	-	0%

HEALTH SCIENCES CLINICAL PROFESSOR																	
Prof	0	0	2	2	0	0	0	0	2	2	2	9	0	0	4	11	15
	0%	0%	13%	13%	0%	0%	0%	0%	13%	13%	13%	60%	0%	0%	27%	73%	100%
Assoc	0	0	0	4	0	0	0	0	0	4	7	8	0	0	7	12	19
	0%	0%	0%	21%	0%	0%	0%	0%	0%	21%	37%	42%	0%	0%	37%	63%	100%
Asst	0	0	6	7	0	0	0	0	6	7	6	7	0	0	12	14	26
	0%	0%	23%	27%	0%	0%	0%	0%	23%	27%	23%	27%	0%	0%	46%	54%	100%
Instr	0	0	2	1	0	0	0	0	2	1	1	1	0	0	3	2	5
	0%	0%	40%	20%	0%	0%	0%	0%	40%	20%	20%	20%	0%	0%	60%	40%	100%

DEPARTMENT OF ANESTHESIOLOGY (CONTINUED)

FACULTY - OFF CAMPUS

	African American		Asian		Hispanic		Native American		Minority Analysis		White		Unknown		Gender Analysis		Grand Total
	F	M	F	M	F	M	F	M	F	M	F	M	F	M	F	M	
ADJUNCT PROFESSOR																	
Prof	-	-	-	-	-	-	-	-	-	-	-	-	-	-	-	-	0
	-	-	-	-	-	-	-	-	-	-	-	-	-	-	-	-	0%
Assoc	0	0	1	0	0	0	0	0	1	0	0	0	0	0	1	0	1
	0%	0%	100%	0%	0%	0%	0%	0%	100%	0%	0%	0%	0%	100%	0%		100%
Asst	-	-	-	-	-	-	-	-	-	-	-	-	-	-	-	-	0
	-	-	-	-	-	-	-	-	-	-	-	-	-	-	-	-	0%
Instr	-	-	-	-	-	-	-	-	-	-	-	-	-	-	-	-	0
	-	-	-	-	-	-	-	-	-	-	-	-	-	-	-	-	0%

HEALTH SCIENCES CLINICAL PROFESSOR																	
Prof	0	0	1	0	0	0	0	0	1	0	1	2	0	0	2	2	4
	0%	0%	25%	0%	0%	0%	0%	0%	25%	0%	25%	50%	0%	0%	50%	50%	100%
Assoc	0	0	1	5	0	0	0	0	1	5	0	0	1	0	2	5	7
	0%	0%	14%	71%	0%	0%	0%	0%	14%	71%	0%	0%	14%	0%	29%	71%	100%
Asst	0	0	1	5	1	0	0	0	2	5	4	4	0	0	6	9	15
	0%	0%	7%	33%	7%	0%	0%	0%	13%	33%	27%	27%	0%	0%	40%	60%	100%
Instr	0	0	0	1	0	0	0	0	0	1	0	0	0	0	0	1	1
	0%	0%	0%	100%	0%	0%	0%	0%	0%	100%	0%	0%	0%	0%	0%	100%	100%

NO FACULTY IN REGULAR, IN-RESIDENCE, AND CLINICAL (X) SERIES

DEPARTMENT OF FAMILY MEDICINE

TOTAL FACULTY

	African American		Asian		Hispanic		Native American		Minority Analysis		White		Unknown		Gender Analysis		Grand Total
	F	M	F	M	F	M	F	M	F	M	F	M	F	M	F	M	
REGULAR PROFESSOR																	
#	0	0	0	0	0	1	0	0	0	1	2	1	0	0	2	2	4
	0%	0%	0%	0%	0%	25%	0%	0%	0%	25%	50%	25%	0%	0%	50%	50%	100%
PROFESSOR-IN-RESIDENCE																	
#	-	-	-	-	-	-	-	-	-	-	-	-	-	-	-	-	0
	-	-	-	-	-	-	-	-	-	-	-	-	-	-	-	-	0%
PROFESSOR OF CLINICAL (X)																	
#	0	0	0	1	0	0	0	0	0	1	0	2	0	0	0	3	3
	0%	0%	0%	33%	0%	0%	0%	0%	0%	33%	0%	67%	0%	0%	0%	100%	100%
ADJUNCT PROFESSOR																	
#	0	0	0	0	0	0	0	0	0	0	1	1	0	0	1	1	2
	0%	0%	0%	0%	0%	0%	0%	0%	0%	0%	50%	50%	0%	0%	50%	50%	100%
HEALTH SCIENCES CLINICAL PROFESSOR																	
#	1	0	6	4	4	4	0	0	11	8	13	6	0	1	24	15	39
	3%	0%	15%	10%	10%	10%	0%	0%	28%	21%	33%	15%	0%	3%	62%	38%	100%
TOTAL LADDER AND NON-LADDER																	
#	1	0	6	5	4	5	0	0	11	10	16	10	0	1	27	21	48
	2%	0%	13%	10%	8%	10%	0%	0%	23%	21%	33%	21%	0%	2%	56%	44%	100%

ESTIMATE OF DEPARTMENTAL AVAILABILITY

	Women	African American	Asian	Hispanic	Native American
Full / Associate Professor	33.1%	3.2%	4.9%	5.2%	0.1%
Assistant Professor	48.4%	8.3%	10.3%	7.2%	0.3%

DEPARTMENT OF FAMILY MEDICINE (CONTINUED)

FACULTY - ON CAMPUS

	African American		Asian		Hispanic		Native American		Minority Analysis		White		Unknown		Gender Analysis		Grand Total
	F	M	F	M	F	M	F	M	F	M	F	M	F	M	F	M	
REGULAR PROFESSOR																	
Prof	0	0	0	0	0	1	0	0	0	1	1	1	0	0	1	2	3
	0%	0%	0%	0%	0%	33%	0%	0%	0%	33%	33%	33%	0%	0%	33%	67%	100%
Assoc	0	0	0	0	0	0	0	0	0	0	1	0	0	0	1	0	1
	0%	0%	0%	0%	0%	0%	0%	0%	0%	0%	100%	0%	0%	0%	100%	0%	100%
Asst	-	-	-	-	-	-	-	-	-	-	-	-	-	-	-	-	0
	-	-	-	-	-	-	-	-	-	-	-	-	-	-	-	-	0%

PROFESSOR OF CLINICAL (X)																	
Prof	0	0	0	1	0	0	0	0	0	1	0	2	0	0	0	3	3
	0%	0%	0%	33%	0%	0%	0%	0%	0%	33%	0%	67%	0%	0%	0%	100%	100%
Assoc	-	-	-	-	-	-	-	-	-	-	-	-	-	-	-	-	0
	-	-	-	-	-	-	-	-	-	-	-	-	-	-	-	-	0%
Asst	-	-	-	-	-	-	-	-	-	-	-	-	-	-	-	-	0
	-	-	-	-	-	-	-	-	-	-	-	-	-	-	-	-	0%

ADJUNCT PROFESSOR																	
Prof	0	0	0	0	0	0	0	0	0	0	1	0	0	0	1	0	1
	0%	0%	0%	0%	0%	0%	0%	0%	0%	0%	100%	0%	0%	0%	100%	0%	100%
Assoc	-	-	-	-	-	-	-	-	-	-	-	-	-	-	-	-	0
	-	-	-	-	-	-	-	-	-	-	-	-	-	-	-	-	0%
Asst	-	-	-	-	-	-	-	-	-	-	-	-	-	-	-	-	0
	-	-	-	-	-	-	-	-	-	-	-	-	-	-	-	-	0%
Instr	-	-	-	-	-	-	-	-	-	-	-	-	-	-	-	-	0
	-	-	-	-	-	-	-	-	-	-	-	-	-	-	-	-	0%

DEPARTMENT OF FAMILY MEDICINE (CONTINUED)

	African American		Asian		Hispanic		Native American		Minority Analysis		White		Unknown		Gender Analysis		Grand Total
	F	M	F	M	F	M	F	M	F	M	F	M	F	M	F	M	
HEALTH SCIENCES CLINICAL PROFESSOR																	
Prof	0	0	0	0	1	0	0	0	1	0	2	0	0	0	3	0	3
	0%	0%	0%	0%	33%	0%	0%	0%	33%	0%	67%	0%	0%	0%	100%	0%	100%
Assoc	1	0	0	0	0	0	0	0	1	0	1	1	0	0	2	1	3
	33%	0%	0%	0%	0%	0%	0%	0%	33%	0%	33%	33%	0%	0%	67%	33%	100%
Asst	0	0	1	0	0	1	0	0	1	1	1	2	0	0	2	3	5
	0%	0%	20%	0%	0%	20%	0%	0%	20%	20%	20%	40%	0%	0%	40%	60%	100%
Instr	0	0	3	0	0	0	0	0	3	0	4	2	0	0	7	2	9
	0%	0%	33%	0%	0%	0%	0%	0%	33%	0%	44%	22%	0%	0%	78%	22%	100%

NO FACULTY IN IN-RESIDENCE SERIES

DEPARTMENT OF FAMILY MEDICINE (CONTINUED)

FACULTY - OFF CAMPUS

	African American		Asian		Hispanic		Native American		Minority Analysis		White		Unknown		Gender Analysis		Grand Total
	F	M	F	M	F	M	F	M	F	M	F	M	F	M	F	M	
ADJUNCT PROFESSOR																	
Prof	-	-	-	-	-	-	-	-	-	-	-	-	-	-	-	-	0
	-	-	-	-	-	-	-	-	-	-	-	-	-	-	-	-	0%
Assoc	0	0	0	0	0	0	0	0	0	0	0	1	0	0	0	1	1
	0%	0%	0%	0%	0%	0%	0%	0%	0%	0%	0%	100%	0%	0%	0%	100%	100%
Asst	-	-	-	-	-	-	-	-	-	-	-	-	-	-	-	-	0
	-	-	-	-	-	-	-	-	-	-	-	-	-	-	-	-	0%
Instr	-	-	-	-	-	-	-	-	-	-	-	-	-	-	-	-	0
	-	-	-	-	-	-	-	-	-	-	-	-	-	-	-	-	0%

HEALTH SCIENCES CLINICAL PROFESSOR																	
Prof	0	0	0	1	0	0	0	0	0	1	0	0	0	0	0	1	1
	0%	0%	0%	100%	0%	0%	0%	0%	0%	100%	0%	0%	0%	0%	0%	100%	100%
Assoc	0	0	2	1	2	3	0	0	4	4	2	1	0	0	6	5	11
	0%	0%	18%	9%	18%	27%	0%	0%	36%	36%	18%	9%	0%	0%	55%	45%	100%
Asst	0	0	0	2	1	0	0	0	1	2	2	0	0	0	3	2	5
	0%	0%	0%	40%	20%	0%	0%	0%	20%	40%	40%	0%	0%	0%	60%	40%	100%
Instr	0	0	0	0	0	0	0	0	0	0	1	0	0	1	1	1	2
	0%	0%	0%	0%	0%	0%	0%	0%	0%	0%	50%	0%	0%	50%	50%	50%	100%

NO FACULTY IN REGULAR, IN-RESIDENCE, AND CLINICAL (X) SERIES

DEPARTMENT OF MEDICINE

TOTAL FACULTY

	African American		Asian		Hispanic		Native American		Minority Analysis		White		Unknown		Gender Analysis		Grand Total
	F	M	F	M	F	M	F	M	F	M	F	M	F	M	F	M	
REGULAR PROFESSOR																	
#	2	1	0	6	0	3	0	0	2	10	15	42	0	0	17	52	69
	3%	1%	0%	9%	0%	4%	0%	0%	3%	14%	22%	61%	0%	0%	25%	75%	100%
PROFESSOR-IN-RESIDENCE																	
#	2	2	7	27	1	4	1	0	11	33	17	86	0	1	28	120	148
	1%	1%	5%	18%	1%	3%	1%	0%	7%	22%	11%	58%	0%	1%	19%	81%	100%
PROFESSOR OF CLINICAL (X)																	
#	0	2	4	7	0	1	0	0	4	10	12	20	0	0	16	30	46
	0%	4%	9%	15%	0%	2%	0%	0%	9%	22%	26%	43%	0%	0%	35%	65%	100%
ADJUNCT PROFESSOR																	
#	2	1	12	26	2	5	0	0	16	32	22	47	1	1	39	80	119
	2%	1%	10%	22%	2%	4%	0%	0%	13%	27%	18%	39%	1%	1%	33%	67%	100%
HEALTH SCIENCES CLINICAL PROFESSOR																	
#	5	10	82	100	10	13	0	0	97	123	120	214	6	8	223	345	568
	1%	2%	14%	18%	2%	2%	0%	0%	17%	22%	21%	38%	1%	1%	39%	61%	100%
TOTAL LADDER AND NON-LADDER																	
#	11	16	105	166	13	26	1	0	130	208	186	409	7	10	323	627	950
	1%	2%	11%	17%	1%	3%	0%	0%	14%	22%	20%	43%	1%	1%	34%	66%	100%

ESTIMATE OF DEPARTMENTAL AVAILABILITY

	Women	African American	Asian	Hispanic	Native American
Full / Associate Professor	19.4%	2.9%	5.1%	2.7%	0.0%
Assistant Professor	31.8%	5.6%	12.2%	3.7%	0.3%

DEPARTMENT OF MEDICINE (CONTINUED)

FACULTY - ON CAMPUS

	African American		Asian		Hispanic		Native American		Minority Analysis		White		Unknown		Gender Analysis		Grand Total
	F	M	F	M	F	M	F	M	F	M	F	M	F	M	F	M	
REGULAR PROFESSOR																	
Prof	0	1	0	4	0	3	0	0	0	8	12	35	0	0	12	43	55
	0%	2%	0%	7%	0%	5%	0%	0%	0%	15%	22%	64%	0%	0%	22%	78%	100%
Assoc	2	0	0	1	0	0	0	0	2	1	3	2	0	0	5	3	8
	25%	0%	0%	13%	0%	0%	0%	0%	25%	13%	38%	25%	0%	0%	63%	38%	100%
Asst	-	-	-	-	-	-	-	-	-	-	-	-	-	-	-	-	0
	-	-	-	-	-	-	-	-	-	-	-	-	-	-	-	-	0%

PROFESSOR-IN-RESIDENCE																	
Prof	0	0	2	3	0	0	0	0	2	3	2	9	0	0	4	12	16
	0%	0%	13%	19%	0%	0%	0%	0%	13%	19%	13%	56%	0%	0%	25%	75%	100%
Assoc	1	1	0	2	0	0	0	0	1	3	2	6	0	0	3	9	12
	8%	8%	0%	17%	0%	0%	0%	0%	8%	25%	17%	50%	0%	0%	25%	75%	100%
Asst	0	0	0	3	0	1	0	0	0	4	4	5	0	0	4	9	13
	0%	0%	0%	23%	0%	8%	0%	0%	0%	31%	31%	38%	0%	0%	31%	69%	100%

PROFESSOR OF CLINICAL (X)																	
Prof	0	0	0	3	0	0	0	0	0	3	2	11	0	0	2	14	16
	0%	0%	0%	19%	0%	0%	0%	0%	0%	19%	13%	69%	0%	0%	13%	88%	100%
Assoc	0	0	0	0	0	0	0	0	0	0	0	2	0	0	0	2	2
	0%	0%	0%	0%	0%	0%	0%	0%	0%	0%	0%	100%	0%	0%	0%	100%	100%
Asst	-	-	-	-	-	-	-	-	-	-	-	-	-	-	-	-	0
	-	-	-	-	-	-	-	-	-	-	-	-	-	-	-	-	0%

DEPARTMENT OF MEDICINE (CONTINUED)

	African American		Asian		Hispanic		Native American		Minority Analysis		White		Unknown		Gender Analysis		Grand Total
	F	M	F	M	F	M	F	M	F	M	F	M	F	M	F	M	
ADJUNCT PROFESSOR																	
Prof	0	1	1	3	0	1	0	0	1	5	2	11	0	0	3	16	19
	0%	5%	5%	16%	0%	5%	0%	0%	5%	26%	11%	58%	0%	0%	16%	84%	100%
Assoc	0	0	3	2	0	0	0	0	3	2	8	5	0	0	11	7	18
	0%	0%	17%	11%	0%	0%	0%	0%	17%	11%	44%	28%	0%	0%	61%	39%	100%
Asst	1	0	3	6	1	0	0	0	5	6	2	7	0	0	7	13	20
	5%	0%	15%	30%	5%	0%	0%	0%	25%	30%	10%	35%	0%	0%	35%	65%	100%
Instr	0	0	1	0	0	0	0	0	1	0	0	0	0	0	1	0	1
	0%	0%	100%	0%	0%	0%	0%	0%	100%	0%	0%	0%	0%	0%	100%	0%	100%

HEALTH SCIENCES CLINICAL PROFESSOR																	
Prof	0	0	2	8	0	0	0	0	2	8	8	21	1	0	11	29	40
	0%	0%	5%	20%	0%	0%	0%	0%	5%	20%	20%	53%	3%	0%	28%	73%	100%
Assoc	0	1	6	6	0	0	0	0	6	7	9	15	0	0	15	22	37
	0%	3%	16%	16%	0%	0%	0%	0%	16%	19%	24%	41%	0%	0%	41%	59%	100%
Asst	0	0	19	15	0	1	0	0	19	16	25	28	0	0	44	44	88
	0%	0%	22%	17%	0%	1%	0%	0%	22%	18%	28%	32%	0%	0%	50%	50%	100%
Instr	1	0	10	10	2	2	0	0	13	12	15	20	0	4	28	36	64
	2%	0%	16%	16%	3%	3%	0%	0%	20%	19%	23%	31%	0%	6%	44%	56%	100%

DEPARTMENT OF MEDICINE (CONTINUED)

FACULTY - OFF CAMPUS

	African American		Asian		Hispanic		Native American		Minority Analysis		White		Unknown		Gender Analysis		Grand Total
	F	M	F	M	F	M	F	M	F	M	F	M	F	M	F	M	
REGULAR PROFESSOR																	
Prof	0	0	0	1	0	0	0	0	0	1	0	4	0	0	0	5	5
	0%	0%	0%	20%	0%	0%	0%	0%	0%	20%	0%	80%	0%	0%	0%	100%	100%
Assoc	0	0	0	0	0	0	0	0	0	0	0	1	0	0	0	1	1
	0%	0%	0%	0%	0%	0%	0%	0%	0%	0%	0%	100%	0%	0%	0%	100%	100%
Asst	-	-	-	-	-	-	-	-	-	-	-	-	-	-	-	-	0
	-	-	-	-	-	-	-	-	-	-	-	-	-	-	-	-	0%

PROFESSOR-IN-RESIDENCE																	
Prof	1	0	2	11	0	2	1	0	4	13	6	54	0	1	10	68	78
	1%	0%	3%	14%	0%	3%	1%	0%	5%	17%	8%	69%	0%	1%	13%	87%	100%
Assoc	0	1	1	3	0	0	0	0	1	4	2	10	0	0	3	14	17
	0%	6%	6%	18%	0%	0%	0%	0%	6%	24%	12%	59%	0%	0%	18%	82%	100%
Asst	0	0	2	5	1	1	0	0	3	6	1	2	0	0	4	8	12
	0%	0%	17%	42%	8%	8%	0%	0%	25%	50%	8%	17%	0%	0%	33%	67%	100%

PROFESSOR OF CLINICAL (X)																	
Prof	0	2	2	4	0	1	0	0	2	7	10	6	0	0	12	13	25
	0%	8%	8%	16%	0%	4%	0%	0%	8%	28%	40%	24%	0%	0%	48%	52%	100%
Assoc	0	0	2	0	0	0	0	0	2	0	0	1	0	0	2	1	3
	0%	0%	67%	0%	0%	0%	0%	0%	67%	0%	0%	33%	0%	0%	67%	33%	100%
Asst	-	-	-	-	-	-	-	-	-	-	-	-	-	-	-	-	0
	-	-	-	-	-	-	-	-	-	-	-	-	-	-	-	-	0%

DEPARTMENT OF MEDICINE (CONTINUED)

	African American		Asian		Hispanic		Native American		Minority Analysis		White		Unknown		Gender Analysis		Grand Total
	F	M	F	M	F	M	F	M	F	M	F	M	F	M	F	M	
ADJUNCT PROFESSOR																	
Prof	0	0	1	5	0	0	0	0	1	5	3	14	0	1	4	20	24
	0%	0%	4%	21%	0%	0%	0%	0%	4%	21%	13%	58%	0%	4%	17%	83%	100%
Assoc	0	0	2	5	0	3	0	0	2	8	3	7	0	0	5	15	20
	0%	0%	10%	25%	0%	15%	0%	0%	10%	40%	15%	35%	0%	0%	25%	75%	100%
Asst	1	0	1	5	1	1	0	0	3	6	4	3	1	0	8	9	17
	6%	0%	6%	29%	6%	6%	0%	0%	18%	35%	24%	18%	6%	0%	47%	53%	100%
Instr	-	-	-	-	-	-	-	-	-	-	-	-	-	-	-	-	0
	-	-	-	-	-	-	-	-	-	-	-	-	-	-	-	-	0%

HEALTH SCIENCES CLINICAL PROFESSOR																	
Prof	0	1	4	9	1	1	0	0	5	11	15	34	0	1	20	46	66
	0%	2%	6%	14%	2%	2%	0%	0%	8%	17%	23%	52%	0%	2%	30%	70%	100%
Assoc	1	2	10	18	2	3	0	0	13	23	19	41	0	2	32	66	98
	1%	2%	10%	18%	2%	3%	0%	0%	13%	23%	19%	42%	0%	2%	33%	67%	100%
Asst	2	6	17	28	4	4	0	0	23	38	21	44	3	0	47	82	129
	2%	5%	13%	22%	3%	3%	0%	0%	18%	29%	16%	34%	2%	0%	36%	64%	100%
Instr	1	0	14	6	1	2	0	0	16	8	8	11	2	1	26	20	46
	2%	0%	30%	13%	2%	4%	0%	0%	35%	17%	17%	24%	4%	2%	57%	43%	100%

DEPARTMENT OF NEUROLOGY

TOTAL FACULTY

	African American		Asian		Hispanic		Native American		Minority Analysis		White		Unknown		Gender Analysis		Grand Total
	F	M	F	M	F	M	F	M	F	M	F	M	F	M	F	M	
REGULAR PROFESSOR																	
#	0	0	1	1	0	0	0	0	1	1	1	8	0	0	2	9	11
	0%	0%	9%	9%	0%	0%	0%	0%	9%	9%	9%	73%	0%	0%	18%	82%	100%
PROFESSOR-IN-RESIDENCE																	
#	0	0	3	8	1	2	0	0	4	10	6	17	0	0	10	27	37
	0%	0%	8%	22%	3%	5%	0%	0%	11%	27%	16%	46%	0%	0%	27%	73%	100%
PROFESSOR OF CLINICAL (X)																	
#	0	0	0	0	0	0	0	0	0	0	0	6	0	0	0	6	6
	0%	0%	0%	0%	0%	0%	0%	0%	0%	0%	0%	100%	0%	0%	0%	100%	100%
ADJUNCT PROFESSOR																	
#	0	0	1	1	0	0	0	0	1	1	1	4	0	0	2	5	7
	0%	0%	14%	14%	0%	0%	0%	0%	14%	14%	14%	57%	0%	0%	29%	71%	100%
HEALTH SCIENCES CLINICAL PROFESSOR																	
#	0	2	8	9	1	2	0	0	9	13	14	14	0	1	23	28	51
	0%	4%	16%	18%	2%	4%	0%	0%	18%	25%	27%	27%	0%	2%	45%	55%	100%
TOTAL LADDER AND NON-LADDER																	
#	0	2	13	19	2	4	0	0	15	25	22	49	0	1	37	75	112
	0%	2%	12%	17%	2%	4%	0%	0%	13%	22%	20%	44%	0%	1%	33%	67%	100%

ESTIMATE OF DEPARTMENTAL AVAILABILITY

	Women	African American	Asian	Hispanic	Native American
Full / Associate Professor	22.3%	0.5%	9.5%	3.7%	0.0%
Assistant Professor	41.1%	2.4%	21.2%	5.7%	0.1%

DEPARTMENT OF NEUROLOGY (CONTINUED)

FACULTY - ON CAMPUS

	African American		Asian		Hispanic		Native American		Minority Analysis		White		Unknown		Gender Analysis		Grand Total
	F	M	F	M	F	M	F	M	F	M	F	M	F	M	F	M	
REGULAR PROFESSOR																	
Prof	0	0	0	0	0	0	0	0	0	0	1	8	0	0	1	8	9
	0%	0%	0%	0%	0%	0%	0%	0%	0%	0%	11%	89%	0%	0%	11%	89%	100%
Assoc	0	0	1	1	0	0	0	0	1	1	0	0	0	0	1	1	2
	0%	0%	50%	50%	0%	0%	0%	0%	50%	50%	0%	0%	0%	0%	50%	50%	100%
Asst	-	-	-	-	-	-	-	-	-	-	-	-	-	-	-	-	0
	-	-	-	-	-	-	-	-	-	-	-	-	-	-	-	-	0%

PROFESSOR-IN-RESIDENCE																	
Prof	0	0	1	0	1	0	0	0	2	0	2	7	0	0	4	7	11
	0%	0%	9%	0%	9%	0%	0%	0%	18%	0%	18%	64%	0%	0%	36%	64%	100%
Assoc	0	0	1	1	0	0	0	0	1	1	0	1	0	0	1	2	3
	0%	0%	33%	33%	0%	0%	0%	0%	33%	33%	0%	33%	0%	0%	33%	67%	100%
Asst	0	0	1	4	0	1	0	0	1	5	1	5	0	0	2	10	12
	0%	0%	8%	33%	0%	8%	0%	0%	8%	42%	8%	42%	0%	0%	17%	83%	100%

PROFESSOR OF CLINICAL (X)																	
Prof	0	0	0	0	0	0	0	0	0	0	0	5	0	0	0	5	5
	0%	0%	0%	0%	0%	0%	0%	0%	0%	0%	0%	100%	0%	0%	0%	100%	100%
Assoc	0	0	0	0	0	0	0	0	0	0	0	1	0	0	0	1	1
	0%	0%	0%	0%	0%	0%	0%	0%	0%	0%	0%	100%	0%	0%	0%	100%	100%
Asst	-	-	-	-	-	-	-	-	-	-	-	-	-	-	-	-	0
	-	-	-	-	-	-	-	-	-	-	-	-	-	-	-	-	0%

DEPARTMENT OF NEUROLOGY (CONTINUED)

	African American		Asian		Hispanic		Native American		Minority Analysis		White		Unknown		Gender Analysis		Grand Total
	F	M	F	M	F	M	F	M	F	M	F	M	F	M	F	M	
ADJUNCT PROFESSOR																	
Prof	-	-	-	-	-	-	-	-	-	-	-	-	-	-	-	-	0
	-	-	-	-	-	-	-	-	-	-	-	-	-	-	-	-	0%
Assoc	0	0	0	0	0	0	0	0	0	0	0	1	0	0	0	1	1
	0%	0%	0%	0%	0%	0%	0%	0%	0%	0%	0%	100%	0%	0%	0%	100%	100%
Asst	0	0	1	1	0	0	0	0	1	1	1	1	0	0	2	2	4
	0%	0%	25%	25%	0%	0%	0%	0%	25%	25%	25%	25%	0%	0%	50%	50%	100%
Instr	-	-	-	-	-	-	-	-	-	-	-	-	-	-	-	-	0
	-	-	-	-	-	-	-	-	-	-	-	-	-	-	-	-	0%

HEALTH SCIENCES CLINICAL PROFESSOR																	
Prof	0	0	0	0	0	0	0	0	0	0	3	0	0	0	3	0	3
	0%	0%	0%	0%	0%	0%	0%	0%	0%	0%	100%	0%	0%	0%	100%	0%	100%
Assoc	0	0	0	1	0	0	0	0	0	1	4	2	0	0	4	3	7
	0%	0%	0%	14%	0%	0%	0%	0%	0%	14%	57%	29%	0%	0%	57%	43%	100%
Asst	0	0	4	3	0	1	0	0	4	4	2	0	0	0	6	4	10
	0%	0%	40%	30%	0%	10%	0%	0%	40%	40%	20%	0%	0%	0%	60%	40%	100%
Instr	0	0	3	1	0	1	0	0	3	2	1	5	0	0	4	7	11
	0%	0%	27%	9%	0%	9%	0%	0%	27%	18%	9%	45%	0%	0%	36%	64%	100%

DEPARTMENT OF NEUROLOGY (CONTINUED)

FACULTY - OFF CAMPUS

	African American		Asian		Hispanic		Native American		Minority Analysis		White		Unknown		Gender Analysis		Grand Total
	F	M	F	M	F	M	F	M	F	M	F	M	F	M	F	M	
PROFESSOR-IN-RESIDENCE																	
Prof	0	0	0	1	0	1	0	0	0	2	0	4	0	0	0	6	6
	0%	0%	0%	17%	0%	17%	0%	0%	0%	33%	0%	67%	0%	0%	0%	100%	100%
Assoc	0	0	0	1	0	0	0	0	0	1	2	0	0	0	2	1	3
	0%	0%	0%	33%	0%	0%	0%	0%	0%	33%	67%	0%	0%	0%	67%	33%	100%
Asst	0	0	0	1	0	0	0	0	0	1	1	0	0	0	1	1	2
	0%	0%	0%	50%	0%	0%	0%	0%	0%	50%	50%	0%	0%	0%	50%	50%	100%

ADJUNCT PROFESSOR																	
Prof	0	0	0	0	0	0	0	0	0	0	0	2	0	0	0	2	2
	0%	0%	0%	0%	0%	0%	0%	0%	0%	0%	0%	100%	0%	0%	0%	100%	100%
Assoc	-	-	-	-	-	-	-	-	-	-	-	-	-	-	-	-	0
	-	-	-	-	-	-	-	-	-	-	-	-	-	-	-	-	0%
Asst	-	-	-	-	-	-	-	-	-	-	-	-	-	-	-	-	0
	-	-	-	-	-	-	-	-	-	-	-	-	-	-	-	-	0%
Instr	-	-	-	-	-	-	-	-	-	-	-	-	-	-	-	-	0
	-	-	-	-	-	-	-	-	-	-	-	-	-	-	-	-	0%

HEALTH SCIENCES CLINICAL PROFESSOR																	
Prof	0	0	0	2	0	0	0	0	0	2	1	3	0	0	1	5	6
	0%	0%	0%	33%	0%	0%	0%	0%	0%	33%	17%	50%	0%	0%	17%	83%	100%
Assoc	0	2	0	1	0	0	0	0	0	3	0	2	0	0	0	5	5
	0%	40%	0%	20%	0%	0%	0%	0%	0%	60%	0%	40%	0%	0%	0%	100%	100%
Asst	0	0	0	0	1	0	0	0	0	0	0	1	0	1	1	2	3
	0%	0%	0%	0%	33%	0%	0%	0%	0%	33%	0%	33%	0%	33%	33%	67%	100%
Instr	0	0	1	1	0	0	0	0	0	1	1	3	1	0	4	2	6
	0%	0%	17%	17%	0%	0%	0%	0%	0%	17%	17%	50%	17%	0%	67%	33%	100%

NO FACULTY IN REGULAR AND CLINICAL (X) SERIES

DEPARTMENT OF NEUROSURGERY

TOTAL FACULTY

	African American		Asian		Hispanic		Native American		Minority Analysis		White		Unknown		Gender Analysis		Grand Total
	F	M	F	M	F	M	F	M	F	M	F	M	F	M	F	M	
REGULAR PROFESSOR																	
#	0	1	1	1	0	0	0	0	1	2	0	3	0	0	1	5	6
	0%	17%	17%	17%	0%	0%	0%	0%	17%	33%	0%	50%	0%	0%	17%	83%	100%
PROFESSOR-IN-RESIDENCE																	
#	0	0	0	4	0	3	0	0	0	7	1	5	0	0	1	12	13
	0%	0%	0%	31%	0%	23%	0%	0%	0%	54%	8%	38%	0%	0%	8%	92%	100%
PROFESSOR OF CLINICAL (X)																	
#	-	-	-	-	-	-	-	-	-	-	-	-	-	-	-	-	0
	-	-	-	-	-	-	-	-	-	-	-	-	-	-	-	-	0%
ADJUNCT PROFESSOR																	
#	0	0	1	0	1	0	0	0	2	0	0	4	0	0	2	4	6
	0%	0%	17%	0%	17%	0%	0%	0%	33%	0%	0%	67%	0%	0%	33%	67%	100%
HEALTH SCIENCES CLINICAL PROFESSOR																	
#	0	1	0	0	1	0	0	0	1	1	2	3	0	0	3	4	7
	0%	14%	0%	0%	14%	0%	0%	0%	14%	14%	29%	43%	0%	0%	43%	57%	100%
TOTAL LADDER AND NON-LADDER																	
#	0	2	2	5	2	3	0	0	4	10	3	15	0	0	7	25	32
	0%	6%	6%	16%	6%	9%	0%	0%	13%	31%	9%	47%	0%	0%	22%	78%	100%

DEPARTMENT OF NEUROSURGERY (CONTINUED)

FACULTY - ON CAMPUS

	African American		Asian		Hispanic		Native American		Minority Analysis		White		Unknown		Gender Analysis		Grand Total
	F	M	F	M	F	M	F	M	F	M	F	M	F	M	F	M	
REGULAR PROFESSOR																	
Prof	0	0	1	0	0	0	0	0	1	0	0	3	0	0	1	3	4
	0%	0%	25%	0%	0%	0%	0%	0%	25%	0%	0%	75%	0%	0%	25%	75%	100%
Assoc	0	1	0	0	0	0	0	0	0	1	0	0	0	0	0	1	1
	0%	100%	0%	0%	0%	0%	0%	0%	0%	100%	0%	0%	0%	0%	0%	100%	100%
Asst	0	0	0	1	0	0	0	0	0	1	0	0	0	0	0	1	1
	0%	0%	0%	100%	0%	0%	0%	0%	0%	100%	0%	0%	0%	0%	0%	100%	100%

PROFESSOR-IN-RESIDENCE																	
Prof	0	0	0	0	0	2	0	0	0	2	0	3	0	0	0	5	5
	0%	0%	0%	0%	0%	40%	0%	0%	0%	40%	0%	60%	0%	0%	0%	100%	100%
Assoc	0	0	0	2	0	0	0	0	0	2	1	2	0	0	1	4	5
	0%	0%	0%	40%	0%	0%	0%	0%	0%	40%	20%	40%	0%	0%	20%	80%	100%
Asst	0	0	0	2	0	0	0	0	0	2	0	0	0	0	0	2	2
	0%	0%	0%	100%	0%	0%	0%	0%	0%	100%	0%	0%	0%	0%	0%	100%	100%

ADJUNCT PROFESSOR																	
Prof	0	0	1	0	0	0	0	0	1	0	0	2	0	0	1	2	3
	0%	0%	33%	0%	0%	0%	0%	0%	33%	0%	0%	67%	0%	0%	33%	67%	100%
Assoc	0	0	0	0	0	0	0	0	0	0	0	1	0	0	0	1	1
	0%	0%	0%	0%	0%	0%	0%	0%	0%	0%	0%	100%	0%	0%	0%	100%	100%
Asst	0	0	0	0	1	0	0	0	1	0	0	0	0	0	1	0	1
	0%	0%	0%	0%	100%	0%	0%	0%	100%	0%	0%	0%	0%	0%	100%	0%	100%
Instr	-	-	-	-	-	-	-	-	-	-	-	-	-	-	-	-	0
	-	-	-	-	-	-	-	-	-	-	-	-	-	-	-	-	0%

DEPARTMENT OF NEUROSURGERY (CONTINUED)

	African American		Asian		Hispanic		Native American		Minority Analysis		White		Unknown		Gender Analysis		Grand Total
	F	M	F	M	F	M	F	M	F	M	F	M	F	M	F	M	
HEALTH SCIENCES CLINICAL PROFESSOR																	
Prof	-	-	-	-	-	-	-	-	-	-	-	-	-	-	-	-	0
	-	-	-	-	-	-	-	-	-	-	-	-	-	-	-	-	0%
Assoc	-	-	-	-	-	-	-	-	-	-	-	-	-	-	-	-	0
	-	-	-	-	-	-	-	-	-	-	-	-	-	-	-	-	0%
Asst	-	-	-	-	-	-	-	-	-	-	-	-	-	-	-	-	0
	-	-	-	-	-	-	-	-	-	-	-	-	-	-	-	-	0%
Instr	0	1	0	0	1	0	0	0	1	1	2	1	0	0	3	2	5
	0%	20%	0%	0%	20%	0%	0%	0%	20%	20%	40%	20%	0%	0%	60%	40%	100%

NO FACULTY IN CLINICAL (X)

DEPARTMENT OF NEUROSURGERY (CONTINUED)

FACULTY - OFF CAMPUS

	African American		Asian		Hispanic		Native American		Minority Analysis		White		Unknown		Gender Analysis		Grand Total
	F	M	F	M	F	M	F	M	F	M	F	M	F	M	F	M	
PROFESSOR-IN-RESIDENCE																	
Prof	-	-	-	-	-	-	-	-	-	-	-	-	-	-	-	-	0
	-	-	-	-	-	-	-	-	-	-	-	-	-	-	-	-	0%
Assoc	-	-	-	-	-	-	-	-	-	-	-	-	-	-	-	-	0
	-	-	-	-	-	-	-	-	-	-	-	-	-	-	-	-	0%
Asst	0	0	0	0	0	1	0	0	0	1	0	0	0	0	0	1	1
	0%	0%	0%	0%	0%	100%	0%	0%	0%	100%	0%	0%	0%	0%	0%	100%	100%

ADJUNCT PROFESSOR																	
Prof	-	-	-	-	-	-	-	-	-	-	-	-	-	-	-	-	0
	-	-	-	-	-	-	-	-	-	-	-	-	-	-	-	-	0%
Assoc	0	0	0	0	0	0	0	0	0	0	0	1	0	0	0	1	1
	0%	0%	0%	0%	0%	0%	0%	0%	0%	0%	100%	0%	0%	0%	100%	100%	100%
Asst	-	-	-	-	-	-	-	-	-	-	-	-	-	-	-	-	0
	-	-	-	-	-	-	-	-	-	-	-	-	-	-	-	-	0%
Instr	-	-	-	-	-	-	-	-	-	-	-	-	-	-	-	-	0
	-	-	-	-	-	-	-	-	-	-	-	-	-	-	-	-	0%

HEALTH SCIENCES CLINICAL PROFESSOR																	
Prof	0	0	0	0	0	0	0	0	0	0	0	1	0	0	0	1	1
	0%	0%	0%	0%	0%	0%	0%	0%	0%	0%	100%	0%	0%	0%	100%	100%	100%
Assoc	-	-	-	-	-	-	-	-	-	-	-	-	-	-	-	-	0
	-	-	-	-	-	-	-	-	-	-	-	-	-	-	-	-	0%
Asst	0	0	0	0	0	0	0	0	0	0	0	1	0	0	0	1	1
	0%	0%	0%	0%	0%	0%	0%	0%	0%	0%	100%	0%	0%	0%	100%	100%	100%
Instr	-	-	-	-	-	-	-	-	-	-	-	-	-	-	-	-	0
	-	-	-	-	-	-	-	-	-	-	-	-	-	-	-	-	0%

NO FACULTY IN REGULAR AND CLINICAL (X) SERIES

DEPARTMENT OF OBSTETRICS AND GYNECOLOGY

TOTAL FACULTY

	African American		Asian		Hispanic		Native American		Minority Analysis		White		Unknown		Gender Analysis		Grand Total
	F	M	F	M	F	M	F	M	F	M	F	M	F	M	F	M	
REGULAR PROFESSOR																	
#	0	1	0	4	1	1	0	0	1	6	4	8	0	0	5	14	19
	0%	5%	0%	21%	5%	5%	0%	0%	5%	32%	21%	42%	0%	0%	26%	74%	100%
PROFESSOR-IN-RESIDENCE																	
#	1	0	1	6	0	1	0	0	2	7	2	3	0	0	4	10	14
	7%	1%	7%	42%	0%	7%	0%	0%	14%	51%	14%	21%	0%	0%	28%	72%	100%
PROFESSOR OF CLINICAL (X)																	
#	0	0	0	0	0	0	0	0	0	0	2	0	0	0	2	0	2
	0%	0%	0%	0%	0%	0%	0%	0%	0%	0%	100%	0%	0%	0%	100%	0%	100%
ADJUNCT PROFESSOR																	
#	0	0	1	1	0	0	0	0	1	1	0	0	0	0	1	1	2
	0%	0%	50%	50%	0%	0%	0%	0%	50%	50%	0%	0%	0%	0%	50%	50%	100%
HEALTH SCIENCES CLINICAL PROFESSOR																	
#	2	2	8	3	1	0	0	0	11	5	16	10	1	0	28	15	43
	5%	5%	19%	7%	2%	0%	0%	0%	26%	12%	37%	23%	2%	0%	65%	35%	100%
TOTAL LADDER AND NON-LADDER																	
#	3	3	10	14	2	2	0	0	15	19	24	21	1	0	40	40	80
	4%	4%	12%	17%	2%	2%	0%	0%	19%	24%	30%	26%	1%	0%	50%	50%	100%

ESTIMATE OF DEPARTMENTAL AVAILABILITY

	Women	African American	Asian	Hispanic	Native American
Full / Associate Professor	32.9%	5.1%	8.4%	4.6%	0.1%
Assistant Professor	60.7%	10.3%	13.2%	5.5%	0.3%

DEPARTMENT OF OBSTETRICS AND GYNECOLOGY (CONTINUED)

FACULTY - ON CAMPUS

	African American		Asian		Hispanic		Native American		Minority Analysis		White		Unknown		Gender Analysis		Grand Total
	F	M	F	M	F	M	F	M	F	M	F	M	F	M	F	M	
REGULAR PROFESSOR																	
Prof	0	1	0	1	0	1	0	0	0	3	2	3	0	0	2	6	8
	0%	13%	0%	13%	0%	13%	0%	0%	0%	38%	25%	38%	0%	0%	25%	75%	100%
Assoc	0	0	0	2	0	0	0	0	0	2	0	1	0	0	0	3	3
	0%	0%	0%	67%	0%	0%	0%	0%	0%	67%	0%	33%	0%	0%	0%	100%	100%
Asst	0	0	0	1	1	0	0	0	1	1	1	3	0	0	2	4	6
	0%	0%	0%	17%	17%	0%	0%	0%	17%	17%	17%	50%	0%	0%	33%	67%	100%

PROFESSOR-IN-RESIDENCE																	
Prof	-	-	-	-	-	-	-	-	-	-	-	-	-	-	-	-	0
	-	-	-	-	-	-	-	-	-	-	-	-	-	-	-	-	0%
Assoc	-	-	-	-	-	-	-	-	-	-	-	-	-	-	-	-	0
	-	-	-	-	-	-	-	-	-	-	-	-	-	-	-	-	0%
Asst	0	0	0	0	0	1	0	0	0	1	0	0	0	0	1	1	1
	0%	0%	0%	0%	0%	100%	0%	0%	0%	100%	0%	0%	0%	0%	0%	100%	100%

ADJUNCT PROFESSOR																	
Prof	-	-	-	-	-	-	-	-	-	-	-	-	-	-	-	-	0
	-	-	-	-	-	-	-	-	-	-	-	-	-	-	-	-	0%
Assoc	-	-	-	-	-	-	-	-	-	-	-	-	-	-	-	-	0
	-	-	-	-	-	-	-	-	-	-	-	-	-	-	-	-	0%
Asst	0	0	0	1	0	0	0	0	0	1	0	0	0	0	1	1	1
	0%	0%	0%	100%	0%	0%	0%	0%	0%	100%	0%	0%	0%	0%	0%	100%	100%
Instr	-	-	-	-	-	-	-	-	-	-	-	-	-	-	-	-	0
	-	-	-	-	-	-	-	-	-	-	-	-	-	-	-	-	0%

DEPARTMENT OF OBSTETRICS AND GYNECOLOGY (CONTINUED)

	African American		Asian		Hispanic		Native American		Minority Analysis		White		Unknown		Gender Analysis		Grand Total
	F	M	F	M	F	M	F	M	F	M	F	M	F	M	F	M	
HEALTH SCIENCES CLINICAL PROFESSOR																	
Prof	0	0	0	0	0	0	0	0	0	0	0	1	0	0	0	1	1
	0%	0%	0%	0%	0%	0%	0%	0%	0%	0%	0%	100%	0%	0%	0%	100%	100%
Assoc	0	0	1	0	0	0	0	0	1	0	1	2	0	0	2	2	4
	0%	0%	25%	0%	0%	0%	0%	0%	25%	0%	25%	50%	0%	0%	50%	50%	100%
Asst	1	0	1	1	0	0	0	0	2	1	4	2	0	0	6	3	9
	11%	0%	11%	11%	0%	0%	0%	0%	22%	11%	44%	22%	0%	0%	67%	33%	100%
Instr	0	0	4	0	0	0	0	0	4	0	3	0	0	0	7	0	7
	0%	0%	57%	0%	0%	0%	0%	0%	57%	0%	43%	0%	0%	0%	100%	0%	100%

NO FACULTY IN CLINICAL (X) SERIES

DEPARTMENT OF OBSTETRICS AND GYNECOLOGY (CONTINUED)

FACULTY - OFF CAMPUS

	African American		Asian		Hispanic		Native American		Minority Analysis		White		Unknown		Gender Analysis		Grand Total
	F	M	F	M	F	M	F	M	F	M	F	M	F	M	F	M	
REGULAR PROFESSOR																	
Prof	0	0	0	0	0	0	0	0	0	0	1	1	0	0	1	1	2
	0%	0%	0%	0%	0%	0%	0%	0%	0%	0%	50%	50%	0%	0%	50%	50%	100%
Assoc	-	-	-	-	-	-	-	-	-	-	-	-	-	-	-	-	0
	-	-	-	-	-	-	-	-	-	-	-	-	-	-	-	-	0%
Asst	-	-	-	-	-	-	-	-	-	-	-	-	-	-	-	-	0
	-	-	-	-	-	-	-	-	-	-	-	-	-	-	-	-	0%

PROFESSOR-IN-RESIDENCE																	
Prof	1	0	0	2	0	0	0	0	1	2	0	2	0	0	1	4	5
	20%	0%	0%	40%	0%	0%	0%	0%	20%	40%	0%	40%	0%	0%	20%	80%	100%
Assoc	-	-	-	-	-	-	-	-	-	-	-	-	-	-	-	-	0
	-	-	-	-	-	-	-	-	-	-	-	-	-	-	-	-	0%
Asst	0	0	1	4	0	0	0	0	1	4	2	1	0	0	3	5	8
	0%	2%	12%	49%	0%	0%	0%	0%	12%	51%	25%	12%	0%	0%	37%	63%	100%

PROFESSOR OF CLINICAL (X)																	
Prof	0	0	0	0	0	0	0	0	0	0	1	0	0	0	1	0	1
	0%	0%	0%	0%	0%	0%	0%	0%	0%	0%	100%	0%	0%	0%	100%	0%	100%
Assoc	0	0	0	0	0	0	0	0	0	0	1	0	0	0	1	0	1
	0%	0%	0%	0%	0%	0%	0%	0%	0%	0%	100%	0%	0%	0%	100%	0%	100%
Asst	-	-	-	-	-	-	-	-	-	-	-	-	-	-	-	-	0
	-	-	-	-	-	-	-	-	-	-	-	-	-	-	-	-	0%

DEPARTMENT OF OBSTETRICS AND GYNECOLOGY (CONTINUED)

	African American		Asian		Hispanic		Native American		Minority Analysis		White		Unknown		Gender Analysis		Grand Total
	F	M	F	M	F	M	F	M	F	M	F	M	F	M	F	M	
ADJUNCT PROFESSOR																	
Prof	-	-	-	-	-	-	-	-	-	-	-	-	-	-	-	-	0
	-	-	-	-	-	-	-	-	-	-	-	-	-	-	-	-	0%
Assoc	0	0	1	0	0	0	0	0	1	0	0	0	0	0	1	0	1
	0%	0%	100%	0%	0%	0%	0%	0%	100%	0%	0%	0%	0%	0%	100%	0%	100%
Asst	-	-	-	-	-	-	-	-	-	-	-	-	-	-	-	-	0
	-	-	-	-	-	-	-	-	-	-	-	-	-	-	-	-	0%
Instr	-	-	-	-	-	-	-	-	-	-	-	-	-	-	-	-	0
	-	-	-	-	-	-	-	-	-	-	-	-	-	-	-	-	0%

HEALTH SCIENCES CLINICAL PROFESSOR																		
Prof	0	1	0	0	0	0	0	0	0	1	1	1	1	0	0	1	2	3
	0%	33%	0%	0%	0%	0%	0%	0%	0%	33%	33%	33%	33%	0%	0%	33%	67%	100%
Assoc	0	1	1	0	0	0	0	0	1	1	3	2	0	0	4	3	7	
	0%	14%	14%	0%	0%	0%	0%	0%	14%	14%	43%	29%	0%	0%	57%	43%	100%	
Asst	1	0	0	1	1	0	0	0	2	1	4	2	1	0	7	3	10	
	10%	0%	0%	10%	10%	0%	0%	0%	20%	10%	40%	20%	10%	0%	70%	30%	100%	
Instr	0	0	1	1	0	0	0	0	1	1	0	0	0	0	1	1	2	
	0%	0%	50%	50%	0%	0%	0%	0%	50%	50%	0%	0%	0%	0%	50%	50%	100%	

DEPARTMENT OF OPHTHALMOLOGY

TOTAL FACULTY

	African American		Asian		Hispanic		Native American		Minority Analysis		White		Unknown		Gender Analysis		Grand Total
	F	M	F	M	F	M	F	M	F	M	F	M	F	M	F	M	
REGULAR PROFESSOR																	
#	0	0	0	0	0	0	0	0	0	0	1	7	0	0	1	7	8
	0%	0%	0%	0%	0%	0%	0%	0%	0%	0%	13%	88%	0%	0%	13%	88%	100%
PROFESSOR-IN-RESIDENCE																	
#	0	2	3	1	0	0	0	0	3	3	3	11	0	0	6	14	20
	0%	10%	15%	5%	0%	0%	0%	0%	15%	15%	15%	55%	0%	0%	30%	70%	100%
PROFESSOR OF CLINICAL (X)																	
#	0	0	0	0	0	0	0	0	0	0	0	3	0	0	0	3	3
	0%	0%	0%	0%	0%	0%	0%	0%	0%	0%	0%	100%	0%	0%	0%	100%	100%
ADJUNCT PROFESSOR																	
#	0	0	1	0	0	0	0	0	1	0	0	1	0	0	1	1	2
	0%	0%	50%	0%	0%	0%	0%	0%	50%	0%	0%	50%	0%	0%	50%	50%	100%
HEALTH SCIENCES CLINICAL PROFESSOR																	
#	0	1	2	3	1	1	0	0	3	5	4	8	2	0	9	13	22
	0%	5%	9%	14%	5%	5%	0%	0%	14%	23%	18%	36%	9%	0%	41%	59%	100%
TOTAL LADDER AND NON-LADDER																	
#	0	3	6	4	1	1	0	0	7	8	8	30	2	0	17	38	55
	0%	5%	11%	7%	2%	2%	0%	0%	13%	15%	15%	55%	4%	0%	31%	69%	100%

ESTIMATE OF DEPARTMENTAL AVAILABILITY

	Women	African American	Asian	Hispanic	Native American
Full / Associate Professor	21.0%	1.4%	14.6%	3.0%	0.1%
Assistant Professor	41.1%	3.4%	26.4%	5.3%	0.0%

DEPARTMENT OF OPHTHALMOLOGY (CONTINUED)

FACULTY - ON CAMPUS

	African American		Asian		Hispanic		Native American		Minority Analysis		White		Unknown		Gender Analysis		Grand Total
	F	M	F	M	F	M	F	M	F	M	F	M	F	M	F	M	
REGULAR PROFESSOR																	
Prof	0	0	0	0	0	0	0	0	0	0	1	7	0	0	1	7	8
	0%	0%	0%	0%	0%	0%	0%	0%	0%	0%	13%	88%	0%	0%	13%	88%	100%
Assoc	-	-	-	-	-	-	-	-	-	-	-	-	-	-	-	-	0
	-	-	-	-	-	-	-	-	-	-	-	-	-	-	-	-	0%
Asst	-	-	-	-	-	-	-	-	-	-	-	-	-	-	-	-	0
	-	-	-	-	-	-	-	-	-	-	-	-	-	-	-	-	0%

PROFESSOR-IN-RESIDENCE																	
Prof	0	0	1	0	0	0	0	0	1	0	1	5	0	0	2	5	7
	0%	0%	14%	0%	0%	0%	0%	0%	14%	0%	14%	71%	0%	0%	29%	71%	100%
Assoc	0	0	0	1	0	0	0	0	0	1	0	3	0	0	0	4	4
	0%	0%	0%	25%	0%	0%	0%	0%	0%	25%	0%	75%	0%	0%	0%	100%	100%
Asst	0	0	2	0	0	0	0	0	2	0	1	2	0	0	3	2	5
	0%	0%	40%	0%	0%	0%	0%	0%	40%	0%	20%	40%	0%	0%	60%	40%	100%

PROFESSOR OF CLINICAL (X)																	
Prof	0	0	0	0	0	0	0	0	0	0	0	2	0	0	0	2	2
	0%	0%	0%	0%	0%	0%	0%	0%	0%	0%	0%	100%	0%	0%	0%	100%	100%
Assoc	0	0	0	0	0	0	0	0	0	0	0	1	0	0	0	1	1
	0%	0%	0%	0%	0%	0%	0%	0%	0%	0%	0%	100%	0%	0%	0%	100%	100%
Asst	-	-	-	-	-	-	-	-	-	-	-	-	-	-	-	-	0
	-	-	-	-	-	-	-	-	-	-	-	-	-	-	-	-	0%

DEPARTMENT OF OPHTHALMOLOGY (CONTINUED)

	African American		Asian		Hispanic		Native American		Minority Analysis		White		Unknown		Gender Analysis		Grand Total
	F	M	F	M	F	M	F	M	F	M	F	M	F	M	F	M	
ADJUNCT PROFESSOR																	
Prof	-	-	-	-	-	-	-	-	-	-	-	-	-	-	-	-	0
	-	-	-	-	-	-	-	-	-	-	-	-	-	-	-	-	0%
Assoc	-	-	-	-	-	-	-	-	-	-	-	-	-	-	-	-	0
	-	-	-	-	-	-	-	-	-	-	-	-	-	-	-	-	0%
Asst	-	-	-	-	-	-	-	-	-	-	-	-	-	-	-	-	0
	-	-	-	-	-	-	-	-	-	-	-	-	-	-	-	-	0%
Instr	0	0	1	0	0	0	0	0	1	0	0	1	0	0	1	1	2
	0%	0%	50%	0%	0%	0%	0%	0%	50%	0%	0%	50%	0%	0%	50%	50%	100%

HEALTH SCIENCES CLINICAL PROFESSOR																	
Prof	0	0	0	0	0	0	0	0	0	0	0	1	0	0	0	1	1
	0%	0%	0%	0%	0%	0%	0%	0%	0%	0%	0%	100%	0%	0%	0%	100%	100%
Assoc	0	0	0	1	0	0	0	0	0	1	0	2	0	0	0	3	3
	0%	0%	0%	33%	0%	0%	0%	0%	0%	33%	0%	67%	0%	0%	0%	100%	100%
Asst	0	0	0	0	0	1	0	0	0	1	1	0	0	0	1	1	2
	0%	0%	0%	0%	0%	50%	0%	0%	0%	50%	50%	0%	0%	0%	50%	50%	100%
Instr	0	0	2	2	1	0	0	0	3	2	3	5	2	0	8	7	15
	0%	0%	13%	13%	7%	0%	0%	0%	20%	13%	20%	33%	13%	0%	53%	47%	100%

DEPARTMENT OF OPHTHALMOLOGY (CONTINUED)

FACULTY - OFF CAMPUS

	African American		Asian		Hispanic		Native American		Minority Analysis		White		Unknown		Gender Analysis		Grand Total
	F	M	F	M	F	M	F	M	F	M	F	M	F	M	F	M	
PROFESSOR-IN-RESIDENCE																	
Prof	0	0	0	0	0	0	0	0	0	0	1	0	0	0	1	0	1
	0%	0%	0%	0%	0%	0%	0%	0%	0%	0%	100%	0%	0%	0%	100%	0%	100%
Assoc	0	1	0	0	0	0	0	0	0	1	0	0	0	0	0	1	1
	0%	100%	0%	0%	0%	0%	0%	0%	0%	100%	0%	0%	0%	0%	0%	100%	100%
Asst	0	1	0	0	0	0	0	0	0	1	0	1	0	0	0	2	2
	0%	50%	0%	0%	0%	0%	0%	0%	0%	50%	0%	50%	0%	0%	0%	100%	100%

HEALTH SCIENCES CLINICAL PROFESSOR																	
Prof	0	1	0	0	0	0	0	0	0	1	0	0	0	0	0	1	1
	0%	100%	0%	0%	0%	0%	0%	0%	0%	100%	0%	0%	0%	0%	0%	100%	100%
Assoc	-	-	-	-	-	-	-	-	-	-	-	-	-	-	-	-	0
	-	-	-	-	-	-	-	-	-	-	-	-	-	-	-	-	0%
Asst	-	-	-	-	-	-	-	-	-	-	-	-	-	-	-	-	0
	-	-	-	-	-	-	-	-	-	-	-	-	-	-	-	-	0%
Instr	-	-	-	-	-	-	-	-	-	-	-	-	-	-	-	-	0
	-	-	-	-	-	-	-	-	-	-	-	-	-	-	-	-	0%

NO FACULTY IN REGULAR, CLINICAL (X), AND ADJUNCT SERIES

DEPARTMENT OF ORTHOPEDIC SURGERY

TOTAL FACULTY

	African American		Asian		Hispanic		Native American		Minority Analysis		White		Unknown		Gender Analysis		Grand Total
	F	M	F	M	F	M	F	M	F	M	F	M	F	M	F	M	
REGULAR PROFESSOR																	
#	0	0	1	0	1	0	0	0	2	0	1	7	0	0	3	7	10
	0%	0%	10%	0%	10%	0%	0%	0%	20%	0%	10%	70%	0%	0%	30%	70%	100%
PROFESSOR-IN-RESIDENCE																	
#	0	0	0	4	0	0	0	0	0	4	1	8	0	0	1	12	13
	0%	0%	0%	31%	0%	0%	0%	0%	0%	31%	8%	62%	0%	0%	8%	92%	100%
PROFESSOR OF CLINICAL (X)																	
#	0	0	0	1	0	0	0	0	0	1	0	1	0	0	0	2	2
	0%	0%	0%	50%	0%	0%	0%	0%	0%	50%	0%	50%	0%	0%	0%	100%	100%
ADJUNCT PROFESSOR																	
#	0	0	0	0	0	0	0	0	0	0	2	1	0	0	2	1	3
	0%	0%	0%	0%	0%	0%	0%	0%	0%	0%	67%	33%	0%	0%	67%	33%	100%
HEALTH SCIENCES CLINICAL PROFESSOR																	
#	0	0	0	2	0	1	0	0	0	3	1	16	0	0	1	19	20
	0%	0%	0%	10%	0%	5%	0%	0%	0%	15%	5%	80%	0%	0%	5%	95%	100%
TOTAL LADDER AND NON-LADDER																	
#	0	0	1	7	1	1	0	0	2	8	5	33	0	0	7	41	48
	0%	0%	2%	15%	2%	2%	0%	0%	4%	17%	10%	69%	0%	0%	15%	85%	100%

ESTIMATE OF DEPARTMENTAL AVAILABILITY

	Women	African American	Asian	Hispanic	Native American
Full / Associate Professor	9.9%	1.6%	8.3%	1.8%	0.0%
Assistant Professor	17.8%	4.0%	12.7%	4.0%	0.3%

DEPARTMENT OF ORTHOPEDIC SURGERY (CONTINUED)

FACULTY - ON CAMPUS

	African American		Asian		Hispanic		Native American		Minority Analysis		White		Unknown		Gender Analysis		Grand Total
	F	M	F	M	F	M	F	M	F	M	F	M	F	M	F	M	
REGULAR PROFESSOR																	
Prof	0	0	0	0	1	0	0	0	1	0	1	5	0	0	2	5	7
	0%	0%	0%	0%	14%	0%	0%	0%	14%	0%	14%	71%	0%	0%	29%	71%	100%
Assoc	0	0	1	0	0	0	0	0	1	0	0	1	0	0	1	1	2
	0%	0%	50%	0%	0%	0%	0%	0%	50%	0%	0%	50%	0%	0%	50%	50%	100%
Asst	-	-	-	-	-	-	-	-	-	-	-	-	-	-	-	-	0
	-	-	-	-	-	-	-	-	-	-	-	-	-	-	-	-	0%

PROFESSOR-IN-RESIDENCE																	
Prof	0	0	0	2	0	0	0	0	0	2	1	2	0	0	1	4	5
	0%	0%	0%	40%	0%	0%	0%	0%	0%	40%	20%	40%	0%	0%	20%	80%	100%
Assoc	0	0	0	1	0	0	0	0	0	1	0	0	0	0	0	1	1
	0%	0%	0%	100%	0%	0%	0%	0%	0%	100%	0%	0%	0%	0%	0%	100%	100%
Asst	0	0	0	1	0	0	0	0	0	1	0	3	0	0	0	4	4
	0%	0%	0%	25%	0%	0%	0%	0%	0%	25%	0%	75%	0%	0%	0%	100%	100%

PROFESSOR OF CLINICAL (X)																	
Prof	-	-	-	-	-	-	-	-	-	-	-	-	-	-	-	-	0
	-	-	-	-	-	-	-	-	-	-	-	-	-	-	-	-	0%
Assoc	0	0	0	0	0	0	0	0	0	0	0	1	0	0	0	1	1
	0%	0%	0%	0%	0%	0%	0%	0%	0%	0%	0%	100%	0%	0%	0%	100%	100%
Asst	-	-	-	-	-	-	-	-	-	-	-	-	-	-	-	-	0
	-	-	-	-	-	-	-	-	-	-	-	-	-	-	-	-	0%

DEPARTMENT OF ORTHOPEDIC SURGERY (CONTINUED)

	African American		Asian		Hispanic		Native American		Minority Analysis		White		Unknown		Gender Analysis		Grand Total
	F	M	F	M	F	M	F	M	F	M	F	M	F	M	F	M	
ADJUNCT PROFESSOR																	
Prof	0	0	0	0	0	0	0	0	0	0	1	0	0	0	1	0	1
	0%	0%	0%	0%	0%	0%	0%	0%	0%	0%	100%	0%	0%	0%	100%	0%	100%
Assoc	-	-	-	-	-	-	-	-	-	-	-	-	-	-	-	-	0
	-	-	-	-	-	-	-	-	-	-	-	-	-	-	-	-	0%
Asst	0	0	0	0	0	0	0	0	0	0	1	1	0	0	1	1	2
	0%	0%	0%	0%	0%	0%	0%	0%	0%	0%	50%	50%	0%	0%	50%	50%	100%
Instr	-	-	-	-	-	-	-	-	-	-	-	-	-	-	-	-	0
	-	-	-	-	-	-	-	-	-	-	-	-	-	-	-	-	0%

HEALTH SCIENCES CLINICAL PROFESSOR																	
Prof	-	-	-	-	-	-	-	-	-	-	-	-	-	-	-	-	0
	-	-	-	-	-	-	-	-	-	-	-	-	-	-	-	-	0%
Assoc	0	0	0	0	0	0	0	0	0	0	1	0	0	0	1	0	1
	0%	0%	0%	0%	0%	0%	0%	0%	0%	0%	100%	0%	0%	0%	100%	0%	100%
Asst	0	0	0	0	0	0	0	0	0	0	0	3	0	0	0	3	3
	0%	0%	0%	0%	0%	0%	0%	0%	0%	0%	0%	100%	0%	0%	0%	100%	100%
Instr	0	0	0	1	0	0	0	0	0	1	0	1	0	0	0	2	2
	0%	0%	0%	50%	0%	0%	0%	0%	0%	50%	0%	50%	0%	0%	0%	100%	100%

DEPARTMENT OF ORTHOPEDIC SURGERY (CONTINUED)

FACULTY - OFF CAMPUS

	African American		Asian		Hispanic		Native American		Minority Analysis		White		Unknown		Gender Analysis		Grand Total
	F	M	F	M	F	M	F	M	F	M	F	M	F	M	F	M	
REGULAR PROFESSOR																	
Prof	0	0	0	0	0	0	0	0	0	0	0	1	0	0	0	1	1
	0%	0%	0%	0%	0%	0%	0%	0%	0%	0%	0%	100%	0%	0%	0%	100%	100%
Assoc	-	-	-	-	-	-	-	-	-	-	-	-	-	-	-	-	0
	-	-	-	-	-	-	-	-	-	-	-	-	-	-	-	-	0%
Asst	-	-	-	-	-	-	-	-	-	-	-	-	-	-	-	-	0
	-	-	-	-	-	-	-	-	-	-	-	-	-	-	-	-	0%

PROFESSOR-IN-RESIDENCE																	
Prof	0	0	0	0	0	0	0	0	0	0	0	3	0	0	0	3	3
	0%	0%	0%	0%	0%	0%	0%	0%	0%	0%	0%	100%	0%	0%	0%	100%	100%
Assoc	-	-	-	-	-	-	-	-	-	-	-	-	-	-	-	-	0
	-	-	-	-	-	-	-	-	-	-	-	-	-	-	-	-	0%
Asst	-	-	-	-	-	-	-	-	-	-	-	-	-	-	-	-	0
	-	-	-	-	-	-	-	-	-	-	-	-	-	-	-	-	0%

PROFESSOR OF CLINICAL (X)																	
Prof	0	0	0	1	0	0	0	0	0	1	0	0	0	0	0	1	1
	0%	0%	0%	100%	0%	0%	0%	0%	0%	100%	0%	0%	0%	0%	0%	100%	100%
Assoc	-	-	-	-	-	-	-	-	-	-	-	-	-	-	-	-	0
	-	-	-	-	-	-	-	-	-	-	-	-	-	-	-	-	0%
Asst	-	-	-	-	-	-	-	-	-	-	-	-	-	-	-	-	0
	-	-	-	-	-	-	-	-	-	-	-	-	-	-	-	-	0%

DEPARTMENT OF ORTHOPEDIC SURGERY (CONTINUED)

	African American		Asian		Hispanic		Native American		Minority Analysis		White		Unknown		Gender Analysis		Grand Total
	F	M	F	M	F	M	F	M	F	M	F	M	F	M	F	M	
HEALTH SCIENCES CLINICAL PROFESSOR																	
Prof	0	0	0	0	0	0	0	0	0	0	0	3	0	0	0	3	3
	0%	0%	0%	0%	0%	0%	0%	0%	0%	0%	0%	100%	0%	0%	0%	100%	100%
Assoc	0	0	0	0	0	1	0	0	0	1	0	4	0	0	0	5	5
	0%	0%	0%	0%	0%	20%	0%	0%	0%	20%	0%	80%	0%	0%	0%	100%	100%
Asst	0	0	0	1	0	0	0	0	0	1	0	3	0	0	0	4	4
	0%	0%	0%	25%	0%	0%	0%	0%	0%	25%	0%	75%	0%	0%	0%	100%	100%
Instr	0	0	0	0	0	0	0	0	0	0	0	2	0	0	0	2	2
	0%	0%	0%	0%	0%	0%	0%	0%	0%	0%	0%	100%	0%	0%	0%	100%	100%

DEPARTMENT OF PATHOLOGY AND LABORATORY MEDICINE

TOTAL FACULTY

	African American		Asian		Hispanic		Native American		Minority Analysis		White		Unknown		Gender Analysis		Grand Total
	F	M	F	M	F	M	F	M	F	M	F	M	F	M	F	M	
REGULAR PROFESSOR																	
#	0	0	0	3	0	0	0	0	0	3	2	14	0	0	2	17	19
	0%	0%	0%	40%	0%	20%	0%	0%	0%	60%	0%	40%	0%	0%	0%	100%	100%
PROFESSOR-IN-RESIDENCE																	
#	0	0	0	4	0	1	0	0	0	5	4	10	0	0	4	15	19
	0%	0%	0%	21%	0%	5%	0%	0%	0%	26%	21%	53%	0%	0%	21%	79%	100%
PROFESSOR OF CLINICAL (X)																	
#	0	0	0	0	0	0	0	0	0	0	1	2	0	0	1	2	3
	0%	0%	0%	0%	0%	0%	0%	0%	0%	0%	33%	67%	0%	0%	33%	67%	100%
ADJUNCT PROFESSOR																	
#	0	0	2	6	1	1	0	0	3	7	1	4	0	0	4	11	15
	0%	0%	13%	40%	7%	7%	0%	0%	20%	47%	7%	27%	0%	0%	27%	73%	100%
HEALTH SCIENCES CLINICAL PROFESSOR																	
#	1	1	13	9	4	3	0	0	18	13	16	16	1	0	35	29	64
	2%	2%	20%	14%	6%	5%	0%	0%	28%	20%	25%	25%	2%	0%	55%	45%	100%
TOTAL LADDER AND NON-LADDER																	
#	1	1	15	22	5	5	0	0	21	28	24	46	1	0	46	74	120
	1%	1%	13%	18%	4%	4%	0%	0%	18%	23%	20%	38%	1%	0%	38%	62%	100%

ESTIMATE OF DEPARTMENTAL AVAILABILITY

	Women	African American	Asian	Hispanic	Native American
Full / Associate Professor	27.6%	1.1%	14.6%	4.0%	0.1%
Assistant Professor	46.7%	2.3%	25.9%	4.9%	0.2%

DEPARTMENT OF PATHOLOGY AND LABORATORY MEDICINE (CONTINUED)

FACULTY - ON CAMPUS

	African American		Asian		Hispanic		Native American		Minority Analysis		White		Unknown		Gender Analysis		Grand Total
	F	M	F	M	F	M	F	M	F	M	F	M	F	M	F	M	
REGULAR PROFESSOR																	
Prof	0	0	0	2	0	0	0	0	0	2	2	13	0	0	2	15	17
	0%	0%	0%	12%	0%	0%	0%	0%	0%	12%	12%	76%	0%	0%	12%	88%	100%
Assoc	0	0	0	1	0	0	0	0	0	1	0	0	0	0	0	1	1
	0%	0%	0%	100%	0%	0%	0%	0%	0%	100%	0%	0%	0%	0%	0%	100%	100%
Asst	0	0	0	0	0	0	0	0	0	0	0	1	0	0	0	1	1
	0%	0%	0%	0%	0%	0%	0%	0%	0%	0%	0%	100%	0%	0%	0%	100%	100%

PROFESSOR-IN-RESIDENCE																	
Prof	0	0	0	1	0	0	0	0	0	1	2	3	0	0	2	4	6
	0%	0%	0%	17%	0%	0%	0%	0%	0%	17%	33%	50%	0%	0%	33%	67%	100%
Assoc	0	0	0	0	0	0	0	0	0	0	1	0	0	0	1	0	1
	0%	0%	0%	0%	0%	0%	0%	0%	0%	0%	100%	0%	0%	0%	100%	0%	100%
Asst	0	0	0	1	0	0	0	0	0	1	1	2	0	0	1	3	4
	0%	0%	0%	25%	0%	0%	0%	0%	0%	25%	25%	50%	0%	0%	25%	75%	100%

PROFESSOR OF CLINICAL (X)																	
Prof	0	0	0	0	0	0	0	0	0	0	0	2	0	0	0	2	2
	0%	0%	0%	0%	0%	0%	0%	0%	0%	0%	0%	100%	0%	0%	0%	100%	100%
Assoc	-	-	-	-	-	-	-	-	-	-	-	-	-	-	-	-	0
	-	-	-	-	-	-	-	-	-	-	-	-	-	-	-	-	0%
Asst	-	-	-	-	-	-	-	-	-	-	-	-	-	-	-	-	0
	-	-	-	-	-	-	-	-	-	-	-	-	-	-	-	-	0%

DEPARTMENT OF PATHOLOGY AND LABORATORY MEDICINE (CONTINUED)

	African American		Asian		Hispanic		Native American		Minority Analysis		White		Unknown		Gender Analysis		Grand Total
	F	M	F	M	F	M	F	M	F	M	F	M	F	M	F	M	
ADJUNCT PROFESSOR																	
Prof	0	0	1	1	1	0	0	0	2	1	1	2	0	0	3	3	6
	0%	0%	17%	17%	17%	0%	0%	0%	33%	17%	17%	33%	0%	0%	50%	50%	100%
Assoc	0	0	0	0	0	1	0	0	0	1	0	2	0	0	0	3	3
	0%	0%	0%	0%	0%	33%	0%	0%	0%	33%	0%	67%	0%	0%	0%	100%	100%
Asst	0	0	1	4	0	0	0	0	1	4	0	0	0	0	1	4	5
	0%	0%	20%	80%	0%	0%	0%	0%	20%	80%	0%	0%	0%	0%	20%	80%	100%
Instr	0	0	0	1	0	0	0	0	0	1	0	0	0	0	0	1	1
	0%	0%	0%	100%	0%	0%	0%	0%	0%	100%	0%	0%	0%	0%	0%	100%	100%

HEALTH SCIENCES CLINICAL PROFESSOR																	
Prof	0	0	0	3	0	0	0	0	0	3	0	3	0	0	0	6	6
	0%	0%	0%	50%	0%	0%	0%	0%	0%	50%	0%	50%	0%	0%	0%	100%	100%
Assoc	0	0	2	2	0	0	0	0	2	2	2	2	0	0	4	4	8
	0%	0%	25%	25%	0%	0%	0%	0%	25%	25%	25%	25%	0%	0%	50%	50%	100%
Asst	1	0	5	1	1	2	0	0	7	3	6	3	0	0	13	6	19
	5%	0%	26%	5%	5%	11%	0%	0%	37%	16%	32%	16%	0%	0%	68%	32%	100%
Instr	0	1	2	0	0	0	0	0	2	1	2	3	0	0	4	4	8
	0%	13%	25%	0%	0%	0%	0%	0%	25%	13%	25%	38%	0%	0%	50%	50%	100%

FACULTY - OFF CAMPUS

	African American		Asian		Hispanic		Native American		Minority Analysis		White		Unknown		Gender Analysis		Grand Total
	F	M	F	M	F	M	F	M	F	M	F	M	F	M	F	M	
PROFESSOR-IN-RESIDENCE																	
Prof	0	0	0	2	0	1	0	0	0	3	0	4	0	0	0	7	7
	0%	0%	0%	29%	0%	14%	0%	0%	0%	43%	0%	57%	0%	0%	0%	100%	100%
Assoc	0	0	0	0	0	0	0	0	0	0	0	1	0	0	0	1	1
	0%	0%	0%	0%	0%	0%	0%	0%	0%	0%	0%	100%	0%	0%	0%	100%	100%
Asst	-	-	-	-	-	-	-	-	-	-	-	-	-	-	-	-	0
	-	-	-	-	-	-	-	-	-	-	-	-	-	-	-	-	0%

PROFESSOR OF CLINICAL (X)																	
Prof	0	0	0	0	0	0	0	0	0	0	1	0	0	0	1	0	1
	0%	0%	0%	0%	0%	0%	0%	0%	0%	0%	100%	0%	0%	0%	100%	0%	100%
Assoc	-	-	-	-	-	-	-	-	-	-	-	-	-	-	-	-	0
	-	-	-	-	-	-	-	-	-	-	-	-	-	-	-	-	0%
Asst	-	-	-	-	-	-	-	-	-	-	-	-	-	-	-	-	0
	-	-	-	-	-	-	-	-	-	-	-	-	-	-	-	-	0%

HEALTH SCIENCES CLINICAL PROFESSOR																	
Prof	0	0	1	1	3	1	0	0	4	2	0	2	0	0	4	4	8
	0%	0%	13%	13%	38%	13%	0%	0%	50%	25%	0%	25%	0%	0%	50%	50%	100%
Assoc	0	0	1	0	0	0	0	0	1	0	4	2	1	0	6	2	8
	0%	0%	13%	0%	0%	0%	0%	0%	13%	0%	50%	25%	13%	0%	75%	25%	100%
Asst	0	0	2	2	0	0	0	0	2	2	1	1	0	0	3	3	6
	0%	0%	33%	33%	0%	0%	0%	0%	33%	33%	17%	17%	0%	0%	50%	50%	100%
Instr	0	0	0	0	0	0	0	0	0	0	1	0	0	0	1	0	1
	0%	0%	0%	0%	0%	0%	0%	0%	0%	0%	100%	0%	0%	0%	100%	0%	100%

NO FACULTY IN REGULAR AND ADJUNCT SERIES

DEPARTMENT OF PEDIATRICS

TOTAL FACULTY

	African American		Asian		Hispanic		Native American		Minority Analysis		White		Unknown		Gender Analysis		Grand Total
	F	M	F	M	F	M	F	M	F	M	F	M	F	M	F	M	
REGULAR PROFESSOR																	
#	0	0	1	2	0	2	0	0	1	4	5	15	0	0	6	19	25
	0%	0%	4%	8%	0%	8%	0%	0%	4%	16%	20%	60%	0%	0%	24%	76%	100%
PROFESSOR-IN-RESIDENCE																	
#	1	0	3	7	0	0	0	0	4	7	5	7	2	0	11	14	25
	4%	0%	12%	28%	0%	0%	0%	0%	16%	28%	20%	28%	8%	0%	44%	56%	100%
PROFESSOR OF CLINICAL (X)																	
#	0	0	0	1	1	0	0	0	1	1	3	8	0	0	4	9	13
	0%	0%	0%	8%	8%	0%	0%	0%	8%	8%	23%	62%	0%	0%	31%	69%	100%
ADJUNCT PROFESSOR																	
#	2	3	4	0	0	0	0	0	6	3	6	8	0	0	12	11	23
	9%	13%	17%	0%	0%	0%	0%	0%	26%	13%	26%	35%	0%	0%	52%	48%	100%
HEALTH SCIENCES CLINICAL PROFESSOR																	
#	8	4	18	11	5	6	0	0	31	21	39	36	0	4	70	61	131
	6%	3%	14%	8%	4%	5%	0%	0%	24%	16%	30%	27%	0%	3%	53%	47%	100%
TOTAL LADDER AND NON-LADDER																	
#	11	7	26	21	6	8	0	0	43	36	58	74	2	4	103	114	217
	5%	3%	12%	10%	3%	4%	0%	0%	20%	17%	27%	34%	1%	2%	47%	53%	100%

ESTIMATE OF DEPARTMENTAL AVAILABILITY

	Women	African American	Asian	Hispanic	Native American
Full / Associate Professor	36.2%	2.4%	9.4%	4.5%	0.0%
Assistant Professor	56.4%	5.1%	17.0%	6.6%	0.3%

DEPARTMENT OF PEDIATRICS (CONTINUED)

FACULTY - ON CAMPUS

	African American		Asian		Hispanic		Native American		Minority Analysis		White		Unknown		Gender Analysis		Grand Total
	F	M	F	M	F	M	F	M	F	M	F	M	F	M	F	M	
REGULAR PROFESSOR																	
Prof	0	0	1	2	0	1	0	0	1	3	3	11	0	0	4	14	18
	0%	0%	6%	11%	0%	6%	0%	0%	6%	17%	17%	61%	0%	0%	22%	78%	100%
Assoc	0	0	0	0	0	0	0	0	0	0	2	2	0	0	2	2	4
	0%	0%	0%	0%	0%	0%	0%	0%	0%	0%	50%	50%	0%	0%	50%	50%	100%
Asst	0	0	0	0	0	1	0	0	0	1	0	0	0	0	0	1	1
	0%	0%	0%	0%	0%	100%	0%	0%	0%	100%	0%	0%	0%	0%	0%	100%	100%

PROFESSOR-IN-RESIDENCE																	
Prof	0	0	0	0	0	0	0	0	0	0	1	0	0	0	1	0	1
	0%	0%	0%	0%	0%	0%	0%	0%	0%	0%	100%	0%	0%	0%	100%	0%	100%
Assoc	0	0	1	1	0	0	0	0	1	1	0	0	0	0	1	1	2
	0%	0%	50%	50%	0%	0%	0%	0%	50%	50%	0%	0%	0%	0%	50%	50%	100%
Asst	1	0	0	1	0	0	0	0	1	1	1	0	0	0	2	1	3
	33%	0%	0%	33%	0%	0%	0%	0%	33%	33%	33%	0%	0%	0%	67%	33%	100%

PROFESSOR OF CLINICAL (X)																	
Prof	0	0	0	0	0	0	0	0	0	0	1	5	0	0	1	5	6
	0%	0%	0%	0%	0%	0%	0%	0%	0%	0%	17%	83%	0%	0%	17%	83%	100%
Assoc	-	-	-	-	-	-	-	-	-	-	-	-	-	-	-	-	0
	-	-	-	-	-	-	-	-	-	-	-	-	-	-	-	-	0%
Asst	-	-	-	-	-	-	-	-	-	-	-	-	-	-	-	-	0
	-	-	-	-	-	-	-	-	-	-	-	-	-	-	-	-	0%

DEPARTMENT OF PEDIATRICS (CONTINUED)

	African American		Asian		Hispanic		Native American		Minority Analysis		White		Unknown		Gender Analysis		Grand Total
	F	M	F	M	F	M	F	M	F	M	F	M	F	M	F	M	
ADJUNCT PROFESSOR																	
Prof	0	0	0	0	0	0	0	0	0	0	0	1	0	0	0	1	1
	0%	0%	0%	0%	0%	0%	0%	0%	0%	0%	0%	100%	0%	0%	0%	100%	100%
Assoc	0	0	1	0	0	0	0	0	1	0	1	0	0	0	2	0	2
	0%	0%	50%	0%	0%	0%	0%	0%	50%	0%	50%	0%	0%	0%	100%	0%	100%
Asst	0	0	0	0	0	0	0	0	0	0	4	0	0	0	4	0	4
	0%	0%	0%	0%	0%	0%	0%	0%	0%	0%	100%	0%	0%	0%	100%	0%	100%
Instr	-	-	-	-	-	-	-	-	-	-	-	-	-	-	-	-	0
	-	-	-	-	-	-	-	-	-	-	-	-	-	-	-	-	0%

HEALTH SCIENCES CLINICAL PROFESSOR																	
Prof	0	0	1	0	1	2	0	0	2	2	4	5	0	0	6	7	13
	0%	0%	8%	0%	8%	15%	0%	0%	15%	15%	31%	38%	0%	0%	46%	54%	100%
Assoc	1	0	2	2	1	0	0	0	4	2	3	1	0	0	7	3	10
	10%	0%	20%	20%	10%	0%	0%	0%	40%	20%	30%	10%	0%	0%	70%	30%	100%
Asst	1	0	3	1	2	2	0	0	6	3	6	7	0	0	12	10	22
	5%	0%	14%	5%	9%	9%	0%	0%	27%	14%	27%	32%	0%	0%	55%	45%	100%
Instr	2	0	0	2	0	0	0	0	2	2	6	1	0	1	8	4	12
	17%	0%	0%	17%	0%	0%	0%	0%	17%	17%	50%	8%	0%	8%	67%	33%	100%

DEPARTMENT OF PEDIATRICS (CONTINUED)

FACULTY - OFF CAMPUS

	African American		Asian		Hispanic		Native American		Minority Analysis		White		Unknown		Gender Analysis		Grand Total
	F	M	F	M	F	M	F	M	F	M	F	M	F	M	F	M	
REGULAR PROFESSOR																	
Prof	0	0	0	0	0	0	0	0	0	0	0	2	0	0	0	2	2
	0%	0%	0%	0%	0%	0%	0%	0%	0%	0%	0%	100%	0%	0%	0%	100%	100%
Assoc	-	-	-	-	-	-	-	-	-	-	-	-	-	-	-	-	0
	-	-	-	-	-	-	-	-	-	-	-	-	-	-	-	-	0%
Asst	-	-	-	-	-	-	-	-	-	-	-	-	-	-	-	-	0
	-	-	-	-	-	-	-	-	-	-	-	-	-	-	-	-	0%

PROFESSOR-IN-RESIDENCE																	
Prof	0	0	1	3	0	0	0	0	1	3	1	6	1	0	3	9	12
	0%	0%	8%	25%	0%	0%	0%	0%	8%	25%	8%	50%	8%	0%	25%	75%	100%
Assoc	0	0	0	2	0	0	0	0	0	2	0	0	1	0	1	2	3
	0%	0%	0%	67%	0%	0%	0%	0%	0%	67%	0%	0%	33%	0%	33%	67%	100%
Asst	0	0	1	0	0	0	0	0	1	0	2	1	0	0	3	1	4
	0%	0%	25%	0%	0%	0%	0%	0%	25%	0%	50%	25%	0%	0%	75%	25%	100%

PROFESSOR OF CLINICAL (X)																	
Prof	0	0	0	1	1	0	0	0	1	1	2	3	0	0	3	4	7
	0%	0%	0%	14%	14%	0%	0%	0%	14%	14%	29%	43%	0%	0%	43%	57%	100%
Assoc	-	-	-	-	-	-	-	-	-	-	-	-	-	-	-	-	0
	-	-	-	-	-	-	-	-	-	-	-	-	-	-	-	-	0%
Asst	-	-	-	-	-	-	-	-	-	-	-	-	-	-	-	-	0
	-	-	-	-	-	-	-	-	-	-	-	-	-	-	-	-	0%

DEPARTMENT OF PEDIATRICS (CONTINUED)

	African American		Asian		Hispanic		Native American		Minority Analysis		White		Unknown		Gender Analysis		Grand Total
	F	M	F	M	F	M	F	M	F	M	F	M	F	M	F	M	
ADJUNCT PROFESSOR																	
Prof	2	1	2	0	0	0	0	0	4	1	0	3	0	0	4	4	8
	25%	13%	25%	0%	0%	0%	0%	0%	50%	13%	0%	38%	0%	0%	50%	50%	100%
Assoc	0	0	1	0	0	0	0	0	1	0	1	2	0	0	2	2	4
	0%	0%	25%	0%	0%	0%	0%	0%	25%	0%	25%	50%	0%	0%	50%	50%	100%
Asst	0	2	0	0	0	0	0	0	0	2	0	2	0	0	0	4	4
	0%	50%	0%	0%	0%	0%	0%	0%	0%	50%	0%	50%	0%	0%	0%	100%	100%
Instr	-	-	-	-	-	-	-	-	-	-	-	-	-	-	-	-	0
	-	-	-	-	-	-	-	-	-	-	-	-	-	-	-	-	0%

HEALTH SCIENCES CLINICAL PROFESSOR																	
Prof	1	0	1	1	0	1	0	0	2	2	7	6	0	0	9	8	17
	6%	0%	6%	6%	0%	6%	0%	0%	12%	12%	41%	35%	0%	0%	53%	47%	100%
Assoc	2	3	6	3	0	1	0	0	8	7	4	5	0	1	12	13	25
	8%	12%	24%	12%	0%	4%	0%	0%	32%	28%	16%	20%	0%	4%	48%	52%	100%
Asst	1	1	4	2	1	0	0	0	6	3	8	10	0	1	14	14	28
	4%	4%	14%	7%	4%	0%	0%	0%	21%	11%	29%	36%	0%	4%	50%	50%	100%
Instr	0	0	1	0	0	0	0	0	1	0	1	1	0	1	2	2	4
	0%	0%	25%	0%	0%	0%	0%	0%	25%	0%	25%	25%	0%	25%	50%	50%	100%

DEPARTMENT OF PSYCHIATRY & BIOBEHAVIORAL SCIENCES

TOTAL FACULTY

	African American		Asian		Hispanic		Native American		Minority Analysis		White		Unknown		Gender Analysis		Grand Total
	F	M	F	M	F	M	F	M	F	M	F	M	F	M	F	M	
REGULAR PROFESSOR																	
#	1	0	0	0	0	0	0	0	1	0	3	10	0	0	4	10	14
	7%	0%	0%	0%	0%	0%	0%	0%	7%	0%	21%	71%	0%	0%	29%	71%	100%
PROFESSOR-IN-RESIDENCE																	
#	4	1	9	5	1	2	0	0	14	8	25	59	0	0	39	67	106
	4%	1%	8%	5%	1%	2%	0%	0%	13%	8%	24%	56%	0%	0%	37%	63%	100%
PROFESSOR OF CLINICAL (X)																	
#	0	0	0	0	0	0	0	0	0	0	1	7	0	0	1	7	8
	0%	0%	0%	0%	0%	0%	0%	0%	0%	0%	13%	88%	0%	0%	13%	88%	100%
ADJUNCT PROFESSOR																	
#	0	0	0	0	0	0	0	0	0	0	4	8	0	0	4	8	12
	0%	0%	0%	0%	0%	0%	0%	0%	0%	0%	33%	67%	0%	0%	33%	67%	100%
HEALTH SCIENCES CLINICAL PROFESSOR																	
#	2	2	8	22	3	5	0	1	13	30	32	39	8	6	53	75	128
	2%	2%	6%	17%	2%	4%	0%	1%	10%	23%	25%	30%	6%	5%	41%	59%	100%
TOTAL LADDER AND NON-LADDER																	
#	7	3	17	27	4	7	0	1	28	38	65	123	8	6	101	167	268
	3%	1%	6%	10%	1%	3%	0%	0%	10%	14%	24%	46%	3%	2%	38%	62%	100%

ESTIMATE OF DEPARTMENTAL AVAILABILITY

	Women	African American	Asian	Hispanic	Native American
Full / Associate Professor	30.7%	2.1%	6.1%	3.5%	0.1%
Assistant Professor	50.0%	4.2%	12.3%	6.3%	0.2%

FACULTY - ON CAMPUS

	African American		Asian		Hispanic		Native American		Minority Analysis		White		Unknown		Gender Analysis		Grand Total
	F	M	F	M	F	M	F	M	F	M	F	M	F	M	F	M	
REGULAR PROFESSOR																	
Prof	1	0	0	0	0	0	0	0	1	0	2	9	0	0	3	9	12
	8%	0%	0%	0%	0%	0%	0%	0%	8%	0%	17%	75%	0%	0%	25%	75%	100%
Assoc	0	0	0	0	0	0	0	0	0	0	1	0	0	0	1	0	1
	0%	0%	0%	0%	0%	0%	0%	0%	0%	0%	100%	0%	0%	0%	100%	0%	100%
Asst	-	-	-	-	-	-	-	-	-	-	-	-	-	-	-	-	0
	-	-	-	-	-	-	-	-	-	-	-	-	-	-	-	-	0%

PROFESSOR-IN-RESIDENCE																	
Prof	3	0	3	2	1	0	0	0	7	2	16	37	0	0	23	39	62
	5%	0%	5%	3%	2%	0%	0%	0%	11%	3%	26%	60%	0%	0%	37%	63%	100%
Assoc	0	0	3	0	0	0	0	0	3	0	5	3	0	0	8	3	11
	0%	0%	27%	0%	0%	0%	0%	0%	27%	0%	45%	27%	0%	0%	73%	27%	100%
Asst	1	1	3	1	0	0	0	0	4	2	2	8	0	0	6	10	16
	6%	6%	19%	6%	0%	0%	0%	0%	25%	13%	13%	50%	0%	0%	38%	63%	100%

PROFESSOR OF CLINICAL (X)																	
Prof	0	0	0	0	0	0	0	0	0	0	1	6	0	0	1	6	7
	0%	0%	0%	0%	0%	0%	0%	0%	0%	0%	14%	86%	0%	0%	14%	86%	100%
Assoc	-	-	-	-	-	-	-	-	-	-	-	-	-	-	-	-	0
	-	-	-	-	-	-	-	-	-	-	-	-	-	-	-	-	0%
Asst	-	-	-	-	-	-	-	-	-	-	-	-	-	-	-	-	0
	-	-	-	-	-	-	-	-	-	-	-	-	-	-	-	-	0%

DEPARTMENT OF PSYCHIATRY & BIOBEHAVIORAL SCIENCES (CONTINUED)

	African American		Asian		Hispanic		Native American		Minority Analysis		White		Unknown		Gender Analysis		Grand Total
	F	M	F	M	F	M	F	M	F	M	F	M	F	M	F	M	
ADJUNCT PROFESSOR																	
Prof	0	0	0	0	0	0	0	0	0	0	1	1	0	0	1	1	2
	0%	0%	0%	0%	0%	0%	0%	0%	0%	0%	50%	50%	0%	0%	50%	50%	100%
Assoc	0	0	0	0	0	0	0	0	0	0	1	4	0	0	1	4	5
	0%	0%	0%	0%	0%	0%	0%	0%	0%	0%	20%	80%	0%	0%	20%	80%	100%
Asst	0	0	0	0	0	0	0	0	0	0	2	1	0	0	2	1	3
	0%	0%	0%	0%	0%	0%	0%	0%	0%	0%	67%	33%	0%	0%	67%	33%	100%
Instr	-	-	-	-	-	-	-	-	-	-	-	-	-	-	-	-	0
	-	-	-	-	-	-	-	-	-	-	-	-	-	-	-	-	0%

HEALTH SCIENCES CLINICAL PROFESSOR																	
Prof	0	0	0	1	0	1	0	0	0	2	2	2	0	0	2	4	6
	0%	0%	0%	17%	0%	17%	0%	0%	0%	0%	33%	33%	0%	0%	33%	67%	100%
Assoc	0	0	0	2	0	0	0	0	0	2	2	1	0	0	2	3	5
	0%	0%	0%	40%	0%	0%	0%	0%	0%	0%	40%	40%	20%	0%	40%	60%	100%
Asst	0	0	0	1	0	0	0	0	0	1	6	3	0	0	6	4	10
	0%	0%	0%	10%	0%	0%	0%	0%	0%	10%	60%	30%	0%	0%	60%	40%	100%
Instr	0	1	0	1	0	1	0	0	0	3	4	0	0	0	4	3	7
	0%	14%	0%	14%	0%	14%	0%	0%	0%	43%	57%	0%	0%	0%	57%	43%	100%

FACULTY - OFF CAMPUS

	African American		Asian		Hispanic		Native American		Minority Analysis		White		Unknown		Gender Analysis		Grand Total
	F	M	F	M	F	M	F	M	F	M	F	M	F	M	F	M	
REGULAR PROFESSOR																	
Prof	0	0	0	0	0	0	0	0	0	0	0	1	0	0	0	1	1
	0%	0%	0%	0%	0%	0%	0%	0%	0%	0%	0%	100%	0%	0%	0%	100%	100%
Assoc	-	-	-	-	-	-	-	-	-	-	-	-	-	-	-	-	0
	-	-	-	-	-	-	-	-	-	-	-	-	-	-	-	-	0%
Asst	-	-	-	-	-	-	-	-	-	-	-	-	-	-	-	-	0
	-	-	-	-	-	-	-	-	-	-	-	-	-	-	-	-	0%

PROFESSOR-IN-RESIDENCE																	
Prof	0	0	0	1	0	1	0	0	0	2	1	11	0	0	1	13	14
	0%	0%	0%	7%	0%	7%	0%	0%	0%	14%	7%	79%	0%	0%	7%	93%	100%
Assoc	0	0	0	0	0	1	0	0	0	1	1	0	0	0	1	1	2
	0%	0%	0%	0%	0%	50%	0%	0%	0%	50%	50%	0%	0%	0%	50%	50%	100%
Asst	0	0	0	1	0	0	0	0	0	1	0	0	0	0	0	1	1
	0%	0%	0%	100%	0%	0%	0%	0%	0%	100%	0%	0%	0%	0%	0%	100%	100%

PROFESSOR OF CLINICAL (X)																	
Prof	0	0	0	0	0	0	0	0	0	0	0	1	0	0	0	1	1
	0%	0%	0%	0%	0%	0%	0%	0%	0%	0%	0%	100%	0%	0%	0%	100%	100%
Assoc	-	-	-	-	-	-	-	-	-	-	-	-	-	-	-	-	0
	-	-	-	-	-	-	-	-	-	-	-	-	-	-	-	-	0%
Asst	-	-	-	-	-	-	-	-	-	-	-	-	-	-	-	-	0
	-	-	-	-	-	-	-	-	-	-	-	-	-	-	-	-	0%

DEPARTMENT OF PSYCHIATRY & BIOBEHAVIORAL SCIENCES (CONTINUED)

	African American		Asian		Hispanic		Native American		Minority Analysis		White		Unknown		Gender Analysis		Grand Total
	F	M	F	M	F	M	F	M	F	M	F	M	F	M	F	M	
ADJUNCT PROFESSOR																	
Prof	0	0	0	0	0	0	0	0	0	0	0	1	0	0	0	1	1
	0%	0%	0%	0%	0%	0%	0%	0%	0%	0%	0%	100%	0%	0%	0%	100%	100%
Assoc	0	0	0	0	0	0	0	0	0	0	0	1	0	0	0	1	1
	0%	0%	0%	0%	0%	0%	0%	0%	0%	0%	0%	100%	0%	0%	0%	100%	100%
Asst	-	-	-	-	-	-	-	-	-	-	-	-	-	-	-	-	0
	-	-	-	-	-	-	-	-	-	-	-	-	-	-	-	-	0%
Instr	-	-	-	-	-	-	-	-	-	-	-	-	-	-	-	-	0
	-	-	-	-	-	-	-	-	-	-	-	-	-	-	-	-	0%

HEALTH SCIENCES CLINICAL PROFESSOR																	
Prof	0	1	3	3	1	1	0	0	4	5	0	10	1	2	5	17	22
	0%	5%	14%	14%	5%	5%	0%	0%	18%	23%	0%	45%	5%	9%	23%	77%	100%
Assoc	0	0	2	3	0	0	0	0	2	3	6	10	1	0	9	13	22
	0%	0%	9%	14%	0%	0%	0%	0%	9%	14%	27%	45%	5%	0%	41%	59%	100%
Asst	1	0	2	9	2	2	0	1	5	12	11	13	5	2	21	27	48
	2%	0%	4%	19%	4%	4%	0%	2%	10%	25%	23%	27%	10%	4%	44%	56%	100%
Instr	1	0	1	2	0	0	0	0	2	2	1	0	1	2	4	4	8
	13%	0%	13%	25%	0%	0%	0%	0%	25%	25%	13%	0%	13%	25%	50%	50%	100%

DEPARTMENT OF RADIATION ONCOLOGY

TOTAL FACULTY

	African American		Asian		Hispanic		Native American		Minority Analysis		White		Unknown		Gender Analysis		Grand Total
	F	M	F	M	F	M	F	M	F	M	F	M	F	M	F	M	
REGULAR PROFESSOR																	
#	0	0	0	1	0	0	0	0	0	1	0	5	0	0	0	6	6
	0%	0%	0%	17%	0%	0%	0%	0%	0%	17%	0%	83%	0%	0%	0%	100%	100%
PROFESSOR-IN-RESIDENCE																	
#	0	0	0	1	0	0	0	0	0	1	1	0	0	0	1	1	2
	0%	0%	0%	50%	0%	0%	0%	0%	0%	50%	50%	0%	0%	0%	50%	50%	100%
PROFESSOR OF CLINICAL (X)																	
#	0	0	0	1	0	0	0	0	0	1	0	5	0	0	0	6	6
	0%	0%	0%	17%	0%	0%	0%	0%	0%	17%	0%	83%	0%	0%	0%	100%	100%
ADJUNCT PROFESSOR																	
#	0	0	0	2	0	0	0	0	0	2	0	0	0	0	0	2	2
	0%	0%	0%	100%	0%	0%	0%	0%	0%	100%	0%	0%	0%	0%	0%	100%	100%
HEALTH SCIENCES CLINICAL PROFESSOR																	
#	0	0	2	2	0	0	0	0	2	2	1	5	0	0	3	7	10
	0%	0%	20%	20%	0%	0%	0%	0%	20%	20%	10%	50%	0%	0%	30%	70%	100%
TOTAL LADDER AND NON-LADDER																	
#	0	0	2	7	0	0	0	0	2	7	2	15	0	0	4	22	26
	0%	0%	8%	27%	0%	0%	0%	0%	8%	27%	8%	58%	0%	0%	15%	85%	100%

ESTIMATE OF DEPARTMENTAL AVAILABILITY

	Women	African American	Asian	Hispanic	Native American
Full / Associate Professor	19.5%	1.6%	14.9%	3.5%	0.1%
Assistant Professor	31.9%	3.1%	23.5%	5.6%	0.1%

DEPARTMENT OF RADIATION ONCOLOGY (CONTINUED)

FACULTY - ON CAMPUS

	African American		Asian		Hispanic		Native American		Minority Analysis		White		Unknown		Gender Analysis		Grand Total
	F	M	F	M	F	M	F	M	F	M	F	M	F	M	F	M	
REGULAR PROFESSOR																	
Prof	0	0	0	0	0	0	0	0	0	0	0	3	0	0	0	3	3
	0%	0%	0%	0%	0%	0%	0%	0%	0%	0%	0%	100%	0%	0%	0%	100%	100%
Assoc	0	0	0	0	0	0	0	0	0	0	2	0	0	0	2	2	2
	0%	0%	0%	0%	0%	0%	0%	0%	0%	0%	100%	0%	0%	0%	100%	100%	100%
Asst	0	0	0	1	0	0	0	0	0	1	0	0	0	0	1	1	1
	0%	0%	0%	100%	0%	0%	0%	0%	0%	100%	0%	0%	0%	0%	0%	100%	100%

PROFESSOR-IN-RESIDENCE																	
Prof	-	-	-	-	-	-	-	-	-	-	-	-	-	-	-	-	0
	-	-	-	-	-	-	-	-	-	-	-	-	-	-	-	-	0%
Assoc	-	-	-	-	-	-	-	-	-	-	-	-	-	-	-	-	0
	-	-	-	-	-	-	-	-	-	-	-	-	-	-	-	-	0%
Asst	0	0	0	1	0	0	0	0	0	1	1	0	0	0	1	1	2
	0%	0%	0%	50%	0%	0%	0%	0%	0%	50%	50%	0%	0%	0%	50%	50%	100%

PROFESSOR OF CLINICAL (X)																	
Prof	0	0	0	1	0	0	0	0	0	1	0	4	0	0	0	5	5
	0%	0%	0%	20%	0%	0%	0%	0%	0%	20%	0%	80%	0%	0%	0%	100%	100%
Assoc	0	0	0	0	0	0	0	0	0	0	1	0	0	0	1	1	1
	0%	0%	0%	0%	0%	0%	0%	0%	0%	0%	100%	0%	0%	0%	100%	100%	100%
Asst	-	-	-	-	-	-	-	-	-	-	-	-	-	-	-	-	0
	-	-	-	-	-	-	-	-	-	-	-	-	-	-	-	-	0%

DEPARTMENT OF RADIATION ONCOLOGY (CONTINUED)

	African American		Asian		Hispanic		Native American		Minority Analysis		White		Unknown		Gender Analysis		Grand Total
	F	M	F	M	F	M	F	M	F	M	F	M	F	M	F	M	
ADJUNCT PROFESSOR																	
Prof	-	-	-	-	-	-	-	-	-	-	-	-	-	-	-	-	0
	-	-	-	-	-	-	-	-	-	-	-	-	-	-	-	-	0%
Assoc	0	0	0	1	0	0	0	0	0	1	0	0	0	0	0	1	1
	0%	0%	0%	100%	0%	0%	0%	0%	0%	100%	0%	0%	0%	0%	0%	100%	100%
Asst	0	0	0	1	0	0	0	0	0	1	0	0	0	0	0	1	1
	0%	0%	0%	100%	0%	0%	0%	0%	0%	100%	0%	0%	0%	0%	0%	100%	100%
Instr	-	-	-	-	-	-	-	-	-	-	-	-	-	-	-	-	0
	-	-	-	-	-	-	-	-	-	-	-	-	-	-	-	-	0%

HEALTH SCIENCES CLINICAL PROFESSOR																	
Prof	-	-	-	-	-	-	-	-	-	-	-	-	-	-	-	-	0
	-	-	-	-	-	-	-	-	-	-	-	-	-	-	-	-	0%
Assoc	0	0	0	1	0	0	0	0	0	1	0	1	0	0	0	2	2
	0%	0%	0%	50%	0%	0%	0%	0%	0%	50%	0%	50%	0%	0%	0%	100%	100%
Asst	0	0	2	1	0	0	0	0	2	1	1	2	0	0	3	3	6
	0%	0%	33%	17%	0%	0%	0%	0%	33%	17%	17%	33%	0%	0%	50%	50%	100%
Instr	0	0	0	0	0	0	0	0	0	0	0	1	0	0	0	1	1
	0%	0%	0%	0%	0%	0%	0%	0%	0%	0%	0%	100%	0%	0%	0%	100%	100%

DEPARTMENT OF RADIATION ONCOLOGY (CONTINUED)

FACULTY - OFF CAMPUS

	African American		Asian		Hispanic		Native American		Minority Analysis		White		Unknown		Gender Analysis		Grand Total
	F	M	F	M	F	M	F	M	F	M	F	M	F	M	F	M	
HEALTH SCIENCES CLINICAL PROFESSOR																	
Prof	0	0	0	0	0	0	0	0	0	0	0	1	0	0	0	1	1
	0%	0%	0%	0%	0%	0%	0%	0%	0%	0%	0%	100%	0%	0%	0%	100%	100%
Assoc	-	-	-	-	-	-	-	-	-	-	-	-	-	-	-	-	0
	-	-	-	-	-	-	-	-	-	-	-	-	-	-	-	-	0%
Asst	-	-	-	-	-	-	-	-	-	-	-	-	-	-	-	-	0
	-	-	-	-	-	-	-	-	-	-	-	-	-	-	-	-	0%
Instr	-	-	-	-	-	-	-	-	-	-	-	-	-	-	-	-	0
	-	-	-	-	-	-	-	-	-	-	-	-	-	-	-	-	0%

NO FACULTY IN REGULAR, IN-RESIDENCE, CLINICAL (X), AND
ADJUNCT SERIES

DEPARTMENT OF RADIOLOGICAL SCIENCES

TOTAL FACULTY

	African American		Asian		Hispanic		Native American		Minority Analysis		White		Unknown		Gender Analysis		Grand Total
	F	M	F	M	F	M	F	M	F	M	F	M	F	M	F	M	
REGULAR PROFESSOR																	
#	0	1	0	2	2	1	0	0	2	4	2	6	0	0	4	10	14
	0%	7%	0%	14%	14%	7%	0%	0%	14%	29%	14%	43%	0%	0%	29%	71%	100%
PROFESSOR-IN-RESIDENCE																	
#	0	0	1	3	0	0	0	0	1	3	0	8	0	0	1	11	12
	0%	0%	8%	25%	0%	0%	0%	0%	8%	25%	0%	67%	0%	0%	8%	92%	100%
PROFESSOR OF CLINICAL (X)																	
#	2	1	0	0	0	0	0	0	2	1	1	2	0	0	3	3	6
	33%	17%	0%	0%	0%	0%	0%	0%	33%	17%	17%	33%	0%	0%	50%	50%	100%
ADJUNCT PROFESSOR																	
#	0	0	2	1	0	0	0	0	2	1	0	3	0	1	2	5	7
	0%	0%	29%	14%	0%	0%	0%	0%	29%	14%	0%	43%	0%	14%	29%	71%	100%
HEALTH SCIENCES CLINICAL PROFESSOR																	
#	0	0	13	13	0	2	0	0	13	15	17	33	3	0	33	48	81
	0%	0%	16%	16%	0%	2%	0%	0%	16%	19%	21%	41%	4%	0%	41%	59%	100%
TOTAL LADDER AND NON-LADDER																	
#	2	2	16	19	2	3	0	0	20	24	20	52	3	1	43	77	120
	2%	2%	13%	16%	2%	3%	0%	0%	17%	20%	17%	43%	3%	1%	36%	64%	100%

ESTIMATE OF DEPARTMENTAL AVAILABILITY

	Women	African American	Asian	Hispanic	Native American
Full / Associate Professor	19.5%	1.6%	14.9%	3.5%	0.1%
Assistant Professor	31.9%	3.1%	23.5%	5.6%	0.1%

DEPARTMENT OF RADIOLOGICAL SCIENCES (CONTINUED)

FACULTY - ON CAMPUS

	African American		Asian		Hispanic		Native American		Minority Analysis		White		Unknown		Gender Analysis		Grand Total
	F	M	F	M	F	M	F	M	F	M	F	M	F	M	F	M	
REGULAR PROFESSOR																	
Prof	0	1	0	2	2	1	0	0	2	4	2	5	0	0	4	9	13
	0%	8%	0%	15%	15%	8%	0%	0%	15%	31%	15%	38%	0%	0%	31%	69%	100%
Assoc	-	-	-	-	-	-	-	-	-	-	-	-	-	-	-	-	0
	-	-	-	-	-	-	-	-	-	-	-	-	-	-	-	-	0%
Asst	-	-	-	-	-	-	-	-	-	-	-	-	-	-	-	-	0
	-	-	-	-	-	-	-	-	-	-	-	-	-	-	-	-	0%

PROFESSOR-IN-RESIDENCE																	
Prof	0	0	0	2	0	0	0	0	0	2	0	3	0	0	0	5	5
	0%	0%	0%	40%	0%	0%	0%	0%	0%	40%	0%	60%	0%	0%	0%	100%	100%
Assoc	0	0	1	1	0	0	0	0	1	1	0	2	0	0	1	3	4
	0%	0%	25%	25%	0%	0%	0%	0%	25%	25%	0%	50%	0%	0%	25%	75%	100%
Asst	0	0	0	0	0	0	0	0	0	0	0	3	0	0	0	3	3
	0%	0%	0%	0%	0%	0%	0%	0%	0%	0%	0%	100%	0%	0%	0%	100%	100%

PROFESSOR OF CLINICAL (X)																	
Prof	2	1	0	0	0	0	0	0	2	1	0	1	0	0	2	2	4
	50%	25%	0%	0%	0%	0%	0%	0%	50%	25%	0%	25%	0%	0%	50%	50%	100%
Assoc	-	-	-	-	-	-	-	-	-	-	-	-	-	-	-	-	0
	-	-	-	-	-	-	-	-	-	-	-	-	-	-	-	-	0%
Asst	-	-	-	-	-	-	-	-	-	-	-	-	-	-	-	-	0
	-	-	-	-	-	-	-	-	-	-	-	-	-	-	-	-	0%

DEPARTMENT OF RADIOLOGICAL SCIENCES (CONTINUED)

	African American		Asian		Hispanic		Native American		Minority Analysis		White		Unknown		Gender Analysis		Grand Total
	F	M	F	M	F	M	F	M	F	M	F	M	F	M	F	M	
ADJUNCT PROFESSOR																	
Prof	0	0	0	0	0	0	0	0	0	0	0	1	0	0	0	1	1
	0%	0%	0%	0%	0%	0%	0%	0%	0%	0%	0%	100%	0%	0%	0%	100%	100%
Assoc	-	-	-	-	-	-	-	-	-	-	-	-	-	-	-	-	0
	-	-	-	-	-	-	-	-	-	-	-	-	-	-	-	-	0%
Asst	0	0	2	1	0	0	0	0	2	1	0	0	0	0	2	1	3
	0%	0%	67%	33%	0%	0%	0%	0%	67%	33%	0%	0%	0%	0%	67%	33%	100%
Instr	-	-	-	-	-	-	-	-	-	-	-	-	-	-	-	-	0
	-	-	-	-	-	-	-	-	-	-	-	-	-	-	-	-	0%

HEALTH SCIENCES CLINICAL PROFESSOR																	
Prof	0	0	0	2	0	0	0	0	0	2	1	0	0	0	1	2	3
	0%	0%	0%	67%	0%	0%	0%	0%	0%	67%	33%	0%	0%	0%	33%	67%	100%
Assoc	0	0	0	2	0	0	0	0	0	2	4	2	0	0	4	4	8
	0%	0%	0%	25%	0%	0%	0%	0%	0%	25%	50%	25%	0%	0%	50%	50%	100%
Asst	0	0	1	2	0	1	0	0	1	3	2	7	0	0	3	10	13
	0%	0%	8%	15%	0%	8%	0%	0%	8%	23%	15%	54%	0%	0%	23%	77%	100%
Instr	0	0	3	2	0	0	0	0	3	2	4	9	1	0	8	11	19
	0%	0%	16%	11%	0%	0%	0%	0%	16%	11%	21%	47%	5%	0%	42%	58%	100%

DEPARTMENT OF RADIOLOGICAL SCIENCES (CONTINUED)

FACULTY - OFF CAMPUS

	African American		Asian		Hispanic		Native American		Minority Analysis		White		Unknown		Gender Analysis		Grand Total
	F	M	F	M	F	M	F	M	F	M	F	M	F	M	F	M	
REGULAR PROFESSOR																	
Prof	0	0	0	0	0	0	0	0	0	0	0	1	0	0	0	1	1
	0%	0%	0%	0%	0%	0%	0%	0%	0%	0%	0%	100%	0%	0%	0%	100%	100%
Assoc	-	-	-	-	-	-	-	-	-	-	-	-	-	-	-	-	0
	-	-	-	-	-	-	-	-	-	-	-	-	-	-	-	-	0%
Asst	-	-	-	-	-	-	-	-	-	-	-	-	-	-	-	-	0
	-	-	-	-	-	-	-	-	-	-	-	-	-	-	-	-	0%

PROFESSOR OF CLINICAL (X)																	
Prof	0	0	0	0	0	0	0	0	0	0	1	1	0	0	1	1	2
	0%	0%	0%	0%	0%	0%	0%	0%	0%	0%	50%	50%	0%	0%	50%	50%	100%
Assoc	-	-	-	-	-	-	-	-	-	-	-	-	-	-	-	-	0
	-	-	-	-	-	-	-	-	-	-	-	-	-	-	-	-	0%
Asst	-	-	-	-	-	-	-	-	-	-	-	-	-	-	-	-	0
	-	-	-	-	-	-	-	-	-	-	-	-	-	-	-	-	0%

ADJUNCT PROFESSOR																	
Prof	-	-	-	-	-	-	-	-	-	-	-	-	-	-	-	-	0
	-	-	-	-	-	-	-	-	-	-	-	-	-	-	-	-	0%
Assoc	0	0	0	0	0	0	0	0	0	0	0	1	0	1	0	2	2
	0%	0%	0%	0%	0%	0%	0%	0%	0%	0%	0%	50%	0%	50%	0%	100%	100%
Asst	0	0	0	0	0	0	0	0	0	0	0	1	0	0	0	1	1
	0%	0%	0%	0%	0%	0%	0%	0%	0%	0%	0%	100%	0%	0%	0%	100%	100%
Instr	-	-	-	-	-	-	-	-	-	-	-	-	-	-	-	-	0
	-	-	-	-	-	-	-	-	-	-	-	-	-	-	-	-	0%

DEPARTMENT OF RADIOLOGICAL SCIENCES (CONTINUED)

	African American		Asian		Hispanic		Native American		Minority Analysis		White		Unknown		Gender Analysis		Grand Total
	F	M	F	M	F	M	F	M	F	M	F	M	F	M	F	M	
HEALTH SCIENCES CLINICAL PROFESSOR																	
Prof	0	0	1	0	0	1	0	0	1	1	1	8	0	0	2	9	11
	0%	0%	9%	0%	0%	9%	0%	0%	9%	9%	9%	73%	0%	0%	18%	82%	100%
Assoc	0	0	5	0	0	0	0	0	5	0	1	2	0	0	6	2	8
	0%	0%	63%	0%	0%	0%	0%	0%	63%	0%	13%	25%	0%	0%	75%	25%	100%
Asst	0	0	3	5	0	0	0	0	3	5	4	5	2	0	9	10	19
	0%	0%	16%	26%	0%	0%	0%	0%	16%	26%	21%	26%	11%	0%	47%	53%	100%
Instr	-	-	-	-	-	-	-	-	-	-	-	-	-	-	-	-	0
	-	-	-	-	-	-	-	-	-	-	-	-	-	-	-	-	0%

NO FACULTY IN IN-RESIDENCE SERIES

DEPARTMENT OF SURGERY

TOTAL FACULTY

	African American		Asian		Hispanic		Native American		Minority Analysis		White		Unknown		Gender Analysis		Grand Total
	F	M	F	M	F	M	F	M	F	M	F	M	F	M	F	M	
REGULAR PROFESSOR																	
#	0	0	1	5	0	2	0	0	1	7	1	17	0	0	2	24	26
	0%	0%	4%	19%	0%	8%	0%	0%	4%	27%	4%	65%	0%	0%	8%	92%	100%
PROFESSOR-IN-RESIDENCE																	
#	0	2	2	10	0	0	0	0	2	12	6	26	0	0	8	38	46
	0%	4%	4%	22%	0%	0%	0%	0%	4%	26%	13%	57%	0%	0%	17%	83%	100%
PROFESSOR OF CLINICAL (X)																	
#	0	0	0	1	0	2	0	0	0	3	1	4	0	0	1	7	8
	0%	0%	0%	13%	0%	25%	0%	0%	0%	38%	13%	50%	0%	0%	13%	88%	100%
ADJUNCT PROFESSOR																	
#	0	0	3	2	1	1	0	0	4	3	2	4	0	0	6	7	13
	0%	0%	23%	15%	8%	8%	0%	0%	31%	23%	15%	31%	0%	0%	46%	54%	100%
HEALTH SCIENCES CLINICAL PROFESSOR																	
#	2	2	2	10	0	1	0	0	4	13	9	34	0	0	13	47	60
	3%	3%	3%	17%	0%	2%	0%	0%	7%	22%	15%	57%	0%	0%	22%	78%	100%
TOTAL LADDER AND NON-LADDER																	
#	2	4	8	28	1	6	0	0	11	38	19	85	0	0	30	123	153
	1%	3%	5%	18%	1%	4%	0%	0%	7%	25%	12%	56%	0%	0%	20%	80%	100%

ESTIMATE OF DEPARTMENTAL AVAILABILITY

	Women	African American	Asian	Hispanic	Native American
Full / Associate Professor	12.0%	2.6%	9.5%	4.2%	0.1%
Assistant Professor	23.7%	4.7%	18.1%	5.5%	0.4%

DEPARTMENT OF SURGERY (CONTINUED)

FACULTY - ON CAMPUS

	African American		Asian		Hispanic		Native American		Minority Analysis		White		Unknown		Gender Analysis		Grand Total
	F	M	F	M	F	M	F	M	F	M	F	M	F	M	F	M	
REGULAR PROFESSOR																	
Prof	0	0	1	3	0	1	0	0	1	4	0	14	0	0	1	18	19
	0%	0%	5%	16%	0%	5%	0%	0%	5%	21%	0%	74%	0%	0%	5%	95%	100%
Assoc	0	0	0	0	0	1	0	0	0	1	1	1	0	0	1	2	3
	0%	0%	0%	0%	0%	33%	0%	0%	0%	33%	33%	33%	0%	0%	33%	67%	100%
Asst	0	0	0	2	0	0	0	0	0	2	0	0	0	0	0	2	2
	0%	0%	0%	100%	0%	0%	0%	0%	0%	100%	0%	0%	0%	0%	0%	100%	100%

PROFESSOR-IN-RESIDENCE																	
Prof	0	0	0	0	0	0	0	0	0	0	3	6	0	0	3	6	9
	0%	0%	0%	0%	0%	0%	0%	0%	0%	0%	33%	67%	0%	0%	33%	67%	100%
Assoc	0	0	0	2	0	0	0	0	0	2	0	2	0	0	0	4	4
	0%	0%	0%	50%	0%	0%	0%	0%	0%	50%	0%	50%	0%	0%	0%	100%	100%
Asst	0	0	1	5	0	0	0	0	1	5	3	4	0	0	4	9	13
	0%	0%	8%	38%	0%	0%	0%	0%	8%	38%	23%	31%	0%	0%	31%	69%	100%

PROFESSOR OF CLINICAL (X)																	
Prof	0	0	0	1	0	1	0	0	0	2	0	1	0	0	0	3	3
	0%	0%	0%	33%	0%	33%	0%	0%	0%	67%	0%	33%	0%	0%	0%	100%	100%
Assoc	-	-	-	-	-	-	-	-	-	-	-	-	-	-	-	-	0
	-	-	-	-	-	-	-	-	-	-	-	-	-	-	-	-	0%
Asst	-	-	-	-	-	-	-	-	-	-	-	-	-	-	-	-	0
	-	-	-	-	-	-	-	-	-	-	-	-	-	-	-	-	0%

DEPARTMENT OF SURGERY (CONTINUED)

	African American		Asian		Hispanic		Native American		Minority Analysis		White		Unknown		Gender Analysis		Grand Total
	F	M	F	M	F	M	F	M	F	M	F	M	F	M	F	M	
ADJUNCT PROFESSOR																	
Prof	0	0	1	0	0	1	0	0	1	1	0	3	0	0	1	4	5
	0%	0%	20%	0%	0%	20%	0%	0%	20%	20%	0%	60%	0%	0%	20%	80%	100%
Assoc	0	0	1	1	0	0	0	0	1	1	1	0	0	0	2	1	3
	0%	0%	33%	33%	0%	0%	0%	0%	33%	33%	33%	0%	0%	0%	67%	33%	100%
Asst	0	0	0	1	1	0	0	0	1	1	1	1	0	0	2	2	4
	0%	0%	0%	25%	25%	0%	0%	0%	25%	25%	25%	25%	0%	0%	50%	50%	100%
Instr	-	-	-	-	-	-	-	-	-	-	-	-	-	-	-	-	0
	-	-	-	-	-	-	-	-	-	-	-	-	-	-	-	-	0%

HEALTH SCIENCES CLINICAL PROFESSOR																	
Prof	0	0	0	0	0	0	0	0	0	0	0	2	0	0	0	2	2
	0%	0%	0%	0%	0%	0%	0%	0%	0%	0%	0%	100%	0%	0%	0%	100%	100%
Assoc	0	0	0	0	0	0	0	0	0	0	3	9	0	0	3	9	12
	0%	0%	0%	0%	0%	0%	0%	0%	0%	0%	25%	75%	0%	0%	25%	75%	100%
Asst	0	0	1	1	0	0	0	0	1	1	1	2	0	0	2	3	5
	0%	0%	20%	20%	0%	0%	0%	0%	20%	20%	20%	40%	0%	0%	40%	60%	100%
Instr	1	1	0	5	0	0	0	0	1	6	1	4	0	0	2	10	12
	8%	8%	0%	42%	0%	0%	0%	0%	8%	50%	8%	33%	0%	0%	17%	83%	100%

DEPARTMENT OF SURGERY (CONTINUED)

FACULTY - OFF CAMPUS

	African American		Asian		Hispanic		Native American		Minority Analysis		White		Unknown		Gender Analysis		Grand Total
	F	M	F	M	F	M	F	M	F	M	F	M	F	M	F	M	
REGULAR PROFESSOR																	
Prof	0	0	0	0	0	0	0	0	0	0	0	2	0	0	0	2	2
	0%	0%	0%	0%	0%	0%	0%	0%	0%	0%	0%	100%	0%	0%	0%	100%	100%
Assoc	-	-	-	-	-	-	-	-	-	-	-	-	-	-	-	-	0
	-	-	-	-	-	-	-	-	-	-	-	-	-	-	-	-	0%
Asst	-	-	-	-	-	-	-	-	-	-	-	-	-	-	-	-	0
	-	-	-	-	-	-	-	-	-	-	-	-	-	-	-	-	0%

PROFESSOR-IN-RESIDENCE																	
Prof	0	0	1	0	0	0	0	0	1	0	0	10	0	0	1	10	11
	0%	0%	9%	0%	0%	0%	0%	0%	9%	0%	0%	91%	0%	0%	9%	91%	100%
Assoc	0	2	0	2	0	0	0	0	0	4	0	0	0	0	0	4	4
	0%	50%	0%	50%	0%	0%	0%	0%	0%	100%	0%	0%	0%	0%	0%	100%	100%
Asst	0	0	0	1	0	0	0	0	0	1	0	4	0	0	0	5	5
	0%	0%	0%	20%	0%	0%	0%	0%	0%	20%	0%	80%	0%	0%	0%	100%	100%

PROFESSOR OF CLINICAL (X)																	
Prof	0	0	0	0	0	1	0	0	0	1	0	3	0	0	0	4	4
	0%	0%	0%	0%	0%	25%	0%	0%	0%	25%	0%	75%	0%	0%	0%	100%	100%
Assoc	0	0	0	0	0	0	0	0	0	0	1	0	0	0	1	0	1
	0%	0%	0%	0%	0%	0%	0%	0%	0%	0%	100%	0%	0%	0%	100%	0%	100%
Asst	-	-	-	-	-	-	-	-	-	-	-	-	-	-	-	-	0
	-	-	-	-	-	-	-	-	-	-	-	-	-	-	-	-	0%

DEPARTMENT OF SURGERY (CONTINUED)

	African American		Asian		Hispanic		Native American		Minority Analysis		White		Unknown		Gender Analysis		Grand Total
	F	M	F	M	F	M	F	M	F	M	F	M	F	M	F	M	
ADJUNCT PROFESSOR																	
Prof	-	-	-	-	-	-	-	-	-	-	-	-	-	-	-	-	0
	-	-	-	-	-	-	-	-	-	-	-	-	-	-	-	-	0%
Assoc	0	0	1	0	0	0	0	0	1	0	0	0	0	0	1	0	1
	0%	0%	100%	0%	0%	0%	0%	0%	100%	0%	0%	0%	0%	100%	0%	100%	100%
Asst	-	-	-	-	-	-	-	-	-	-	-	-	-	-	-	-	0
	-	-	-	-	-	-	-	-	-	-	-	-	-	-	-	-	0%
Instr	-	-	-	-	-	-	-	-	-	-	-	-	-	-	-	-	0
	-	-	-	-	-	-	-	-	-	-	-	-	-	-	-	-	0%

HEALTH SCIENCES CLINICAL PROFESSOR																	
Prof	0	0	0	1	0	0	0	0	0	1	0	9	0	0	0	10	10
	0%	0%	0%	10%	0%	0%	0%	0%	0%	10%	0%	90%	0%	0%	0%	100%	100%
Assoc	1	1	1	2	0	0	0	0	2	3	1	5	0	0	3	8	11
	9%	9%	9%	18%	0%	0%	0%	0%	18%	27%	9%	45%	0%	0%	27%	73%	100%
Asst	0	0	0	1	0	1	0	0	0	2	3	3	0	0	3	5	8
	0%	0%	0%	13%	0%	13%	0%	0%	0%	25%	38%	38%	0%	0%	38%	63%	100%
Instr	-	-	-	-	-	-	-	-	-	-	-	-	-	-	-	-	0
	-	-	-	-	-	-	-	-	-	-	-	-	-	-	-	-	0%

DEPARTMENT OF UROLOGY

TOTAL FACULTY

	African American		Asian		Hispanic		Native American		Minority Analysis		White		Unknown		Gender Analysis		Grand Total
	F	M	F	M	F	M	F	M	F	M	F	M	F	M	F	M	
REGULAR PROFESSOR																	
#	0	0	0	1	1	0	0	0	1	1	0	7	0	0	1	8	9
	0%	0%	0%	11%	11%	0%	0%	0%	11%	11%	0%	78%	0%	0%	11%	89%	100%
PROFESSOR-IN-RESIDENCE																	
#	0	0	0	1	1	0	0	0	1	1	0	5	0	0	1	6	7
	0%	0%	0%	14%	14%	0%	0%	0%	14%	14%	0%	71%	0%	0%	14%	86%	100%
PROFESSOR OF CLINICAL (X)																	
#	0	0	0	1	0	0	0	0	0	1	0	0	0	0	0	1	1
	0%	0%	0%	100%	0%	0%	0%	0%	0%	100%	0%	0%	0%	0%	0%	100%	100%
ADJUNCT PROFESSOR																	
#	0	0	0	2	0	1	0	0	0	3	0	0	0	0	0	3	3
	0%	0%	0%	67%	0%	33%	0%	0%	0%	100%	0%	0%	0%	0%	0%	100%	100%
HEALTH SCIENCES CLINICAL PROFESSOR																	
#	1	1	3	1	0	0	0	0	4	2	2	9	0	3	6	14	20
	5%	5%	15%	5%	0%	0%	0%	0%	20%	10%	10%	45%	0%	15%	30%	70%	100%
TOTAL LADDER AND NON-LADDER																	
#	1	1	3	6	2	1	0	0	6	8	2	21	0	3	8	32	40
	3%	3%	8%	15%	5%	3%	0%	0%	15%	20%	5%	53%	0%	8%	20%	80%	100%

ESTIMATE OF DEPARTMENTAL AVAILABILITY

	Women	African American	Asian	Hispanic	Native American
Full / Associate Professor	22.7%	2.0%	10.7%	4.1%	0.0%
Assistant Professor	41.0%	4.4%	23.1%	6.1%	0.2%

DEPARTMENT OF UROLOGY (CONTINUED)

FACULTY - ON CAMPUS

	African American		Asian		Hispanic		Native American		Minority Analysis		White		Unknown		Gender Analysis		Grand Total
	F	M	F	M	F	M	F	M	F	M	F	M	F	M	F	M	
REGULAR PROFESSOR																	
Prof	0	0	0	0	0	0	0	0	0	0	0	6	0	0	0	6	6
	0%	0%	0%	0%	0%	0%	0%	0%	0%	0%	0%	100%	0%	0%	0%	100%	100%
Assoc	0	0	0	0	1	0	0	0	1	0	0	1	0	0	1	1	2
	0%	0%	0%	0%	50%	0%	0%	0%	50%	0%	0%	50%	0%	0%	50%	50%	100%
Asst	0	0	0	1	0	0	0	0	0	1	0	0	0	0	0	1	1
	0%	0%	0%	100%	0%	0%	0%	0%	0%	100%	0%	0%	0%	0%	0%	100%	100%

PROFESSOR-IN-RESIDENCE																	
Prof	0	0	0	0	0	0	0	0	0	0	0	3	0	0	0	3	3
	0%	0%	0%	0%	0%	0%	0%	0%	0%	0%	0%	100%	0%	0%	0%	100%	100%
Assoc	0	0	0	1	0	0	0	0	0	1	0	1	0	0	0	2	2
	0%	0%	0%	50%	0%	0%	0%	0%	0%	50%	0%	50%	0%	0%	0%	100%	100%
Asst	0	0	0	0	1	0	0	0	1	0	0	1	0	0	1	1	2
	0%	0%	0%	0%	50%	0%	0%	0%	50%	0%	0%	50%	0%	0%	50%	50%	100%

PROFESSOR OF CLINICAL (X)																	
Prof	0	0	0	1	0	0	0	0	0	1	0	0	0	0	0	1	1
	0%	0%	0%	100%	0%	0%	0%	0%	0%	100%	0%	0%	0%	0%	0%	100%	100%
Assoc	-	-	-	-	-	-	-	-	-	-	-	-	-	-	-	-	0
	-	-	-	-	-	-	-	-	-	-	-	-	-	-	-	-	0%
Asst	-	-	-	-	-	-	-	-	-	-	-	-	-	-	-	-	0
	-	-	-	-	-	-	-	-	-	-	-	-	-	-	-	-	0%

DEPARTMENT OF UROLOGY (CONTINUED)

	African American		Asian		Hispanic		Native American		Minority Analysis		White		Unknown		Gender Analysis		Grand Total
	F	M	F	M	F	M	F	M	F	M	F	M	F	M	F	M	
ADJUNCT PROFESSOR																	
Prof	-	-	-	-	-	-	-	-	-	-	-	-	-	-	-	-	0
	-	-	-	-	-	-	-	-	-	-	-	-	-	-	-	-	0%
Assoc	0	0	0	1	0	0	0	0	0	1	0	0	0	0	0	1	1
	0%	0%	0%	100%	0%	0%	0%	0%	0%	100%	0%	0%	0%	0%	0%	100%	100%
Asst	-	-	-	-	-	-	-	-	-	-	-	-	-	-	-	-	0
	-	-	-	-	-	-	-	-	-	-	-	-	-	-	-	-	0%
Instr	-	-	-	-	-	-	-	-	-	-	-	-	-	-	-	-	0
	-	-	-	-	-	-	-	-	-	-	-	-	-	-	-	-	0%

HEALTH SCIENCES CLINICAL PROFESSOR																	
Prof	0	0	0	0	0	0	0	0	0	0	0	2	0	0	0	2	2
	0%	0%	0%	0%	0%	0%	0%	0%	0%	0%	0%	100%	0%	0%	0%	100%	100%
Assoc	0	0	0	0	0	0	0	0	0	0	1	1	0	0	1	1	2
	0%	0%	0%	0%	0%	0%	0%	0%	0%	0%	50%	50%	0%	0%	50%	50%	100%
Asst	0	0	1	0	0	0	0	0	1	0	0	0	0	0	1	0	1
	0%	0%	100%	0%	0%	0%	0%	0%	100%	0%	0%	0%	0%	0%	100%	0%	100%
Instr	0	1	2	1	0	0	0	0	2	2	1	5	0	3	3	10	13
	0%	8%	15%	8%	0%	0%	0%	0%	15%	15%	8%	38%	0%	23%	23%	77%	100%

DEPARTMENT OF UROLOGY (CONTINUED)

FACULTY - OFF CAMPUS

	African American		Asian		Hispanic		Native American		Minority Analysis		White		Unknown		Gender Analysis		Grand Total
	F	M	F	M	F	M	F	M	F	M	F	M	F	M	F	M	
ADJUNCT PROFESSOR																	
Prof	0	0	0	0	0	1	0	0	0	1	0	0	0	0	0	1	1
	0%	0%	0%	0%	0%	100%	0%	0%	0%	100%	0%	0%	0%	0%	0%	100%	100%
Assoc	0	0	0	1	0	0	0	0	0	1	0	0	0	0	0	1	1
	0%	0%	0%	100%	0%	0%	0%	0%	0%	100%	0%	0%	0%	0%	0%	100%	100%
Asst	-	-	-	-	-	-	-	-	-	-	-	-	-	-	-	-	0
	-	-	-	-	-	-	-	-	-	-	-	-	-	-	-	-	0%
Instr	-	-	-	-	-	-	-	-	-	-	-	-	-	-	-	-	0
	-	-	-	-	-	-	-	-	-	-	-	-	-	-	-	-	0%

HEALTH SCIENCES CLINICAL PROFESSOR																	
Prof	1	0	0	0	0	0	0	0	1	0	0	1	0	0	1	1	2
	50%	0%	0%	0%	0%	0%	0%	0%	50%	0%	0%	50%	0%	0%	50%	50%	100%
Assoc	-	-	-	-	-	-	-	-	-	-	-	-	-	-	-	-	0
	-	-	-	-	-	-	-	-	-	-	-	-	-	-	-	-	0%
Asst	-	-	-	-	-	-	-	-	-	-	-	-	-	-	-	-	0
	-	-	-	-	-	-	-	-	-	-	-	-	-	-	-	-	0%
Instr	-	-	-	-	-	-	-	-	-	-	-	-	-	-	-	-	0
	-	-	-	-	-	-	-	-	-	-	-	-	-	-	-	-	0%

NO FACULTY IN REGULAR, IN-RESIDENCE, AND CLINICAL "X" SERIES